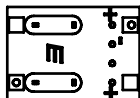
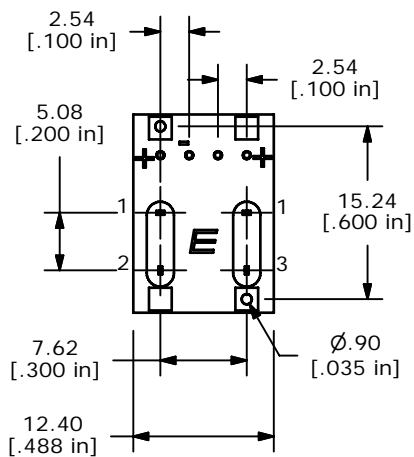
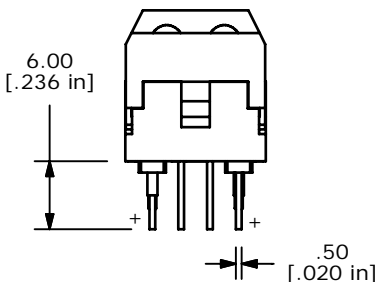
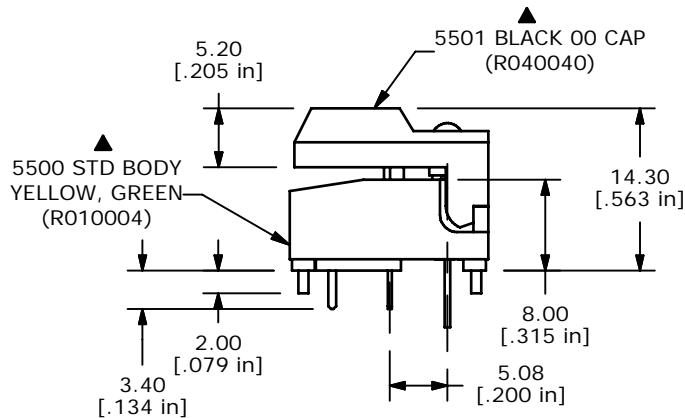


ISOMETRIC



NOTE:

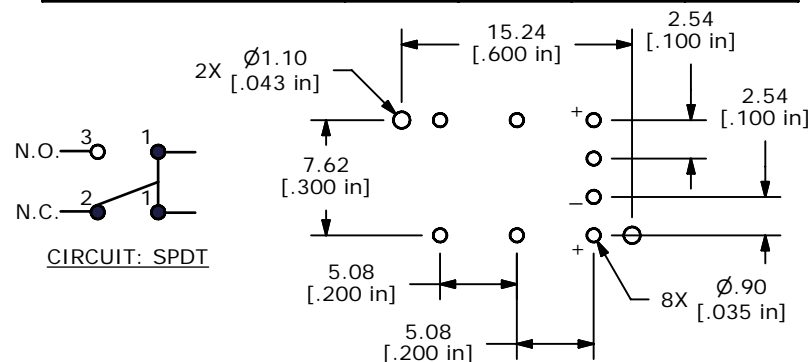
1. ALL DIMENSIONS IN MM [INCH]
2. GENERAL TOLERANCE: X.X=±0.4  
X.XX=±0.25
3. TERMINAL NUMBERS FOR REF ONLY
4. RATINGS: 30mA @ 12V
5. CONTACTS: FIXED AND MOVING:  
COPPER ALLOY W/GOLD PLATE
6. OPERATING FORCE: 150 +/- 50 grams
7. OPERATING TRAVEL: 1.5MM ± 0.3MM
8. ▲DENOTES CRITICAL PARAMETER.

YELLOW LED

PARAMETERS	SYMBOL	MAX.	MIN.	TYP.	UNITS
POWER DISSIPATION	P <sub>D</sub>	80	--		mW
AVE FORWARD CURRENT	I <sub>AF</sub>	30	--		mA
PEAK FORWARD CURRENT	I <sub>PF</sub>	80	--		mA
FORWARD VOLTAGE	V <sub>F</sub>	2.8	1.8	2.2	V
REVERSE VOLTAGE	V <sub>R</sub>	5	--		V
REVERSE CURRENT	I <sub>R</sub>	100	--		μA
EMISSION WAVELENGTH	λ <sub>P</sub>			590	nm
LUMINOUS INTENSITY	I <sub>F</sub>		8.0	15.0	mcd

GREEN LED

PARAMETERS	SYMBOL	MAX.	MIN.	TYP.	UNITS
POWER DISSIPATION	P <sub>D</sub>	100	--		mW
AVE FORWARD CURRENT	I <sub>AF</sub>	30	--		mA
PEAK FORWARD CURRENT	I <sub>PF</sub>	120	--		mA
FORWARD VOLTAGE	V <sub>F</sub>	2.8	1.9	2.2	V
REVERSE VOLTAGE	V <sub>R</sub>	5	--		V
REVERSE CURRENT	I <sub>R</sub>	100	--		μA
EMISSION WAVELENGTH	λ <sub>P</sub>			570	nm
LUMINOUS INTENSITY	I <sub>F</sub>		6.0	15.0	mcd



A	15114	NEW RELEASE	7/28/05	RC
REV	PCR NO	DESCRIPTION	DATE	BY

TITLE 5501MBLKYELGRN				
SCALE 1:1	DATE 7/28/2005	DR RC	DWG XR0242P	REV A