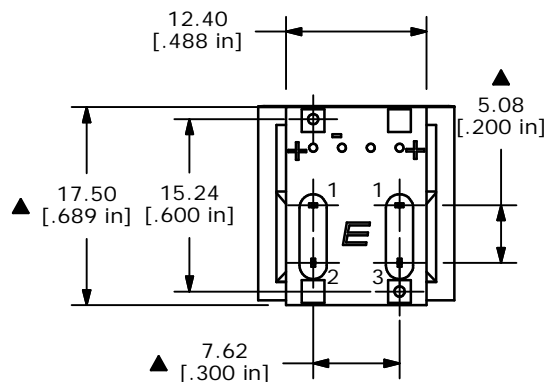
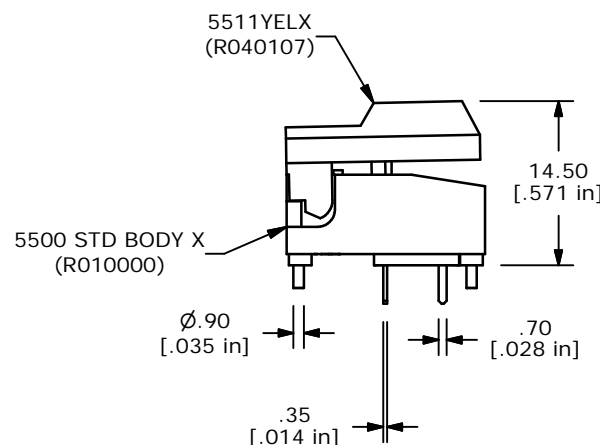
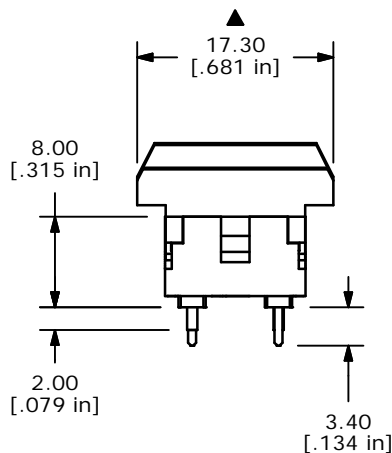


ISOMETRIC



- NOTE:
1. ALL DIMENSIONS IN MM [INCH]
 2. GENERAL TOLERANCE: X.X=±0.4
X.XX=±0.25
 3. TERMINAL NUMBERS FOR REF ONLY
 4. RATINGS: 12mA @24V
 5. CONTACTS: FIXED AND MOVING:
COPPER ALLOY W/GOLD PLATE
 6. CONTINUOUS CURRENT RATING 120mA
 7. POWER RATING: 240mW
 8. OPERATING FORCE: <200GF
 9. OPERATING TRAVEL: 2.5MM ± 0.2MM
 10. ▲ DENOTES CRITICAL PARAMETER.

E-SWITCH®

TITLE 5511MYELX

A	14641	RELEASED FOR PRODUCTION	1/28/05	AR
REV	PCR NO	DESCRIPTION	DATE	BY

SCALE	DATE	DR	DWG	REV
1.5:1	1/28/05	AR	XR0240P	A

THE INFORMATION CONTAINED IN THIS DOCUMENT IS PROPRIETARY TO E-SWITCH AND IS NOT TO BE COPIED OR TRANSFERRED