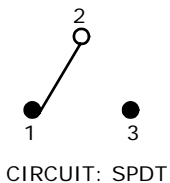
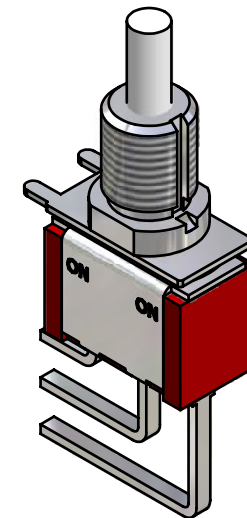
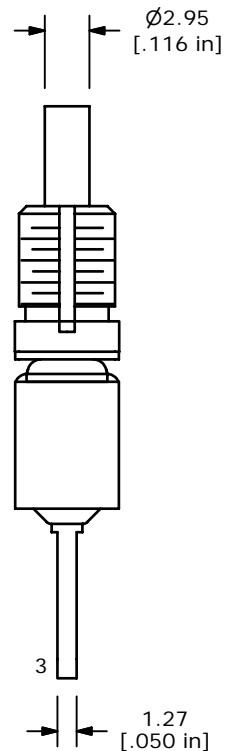
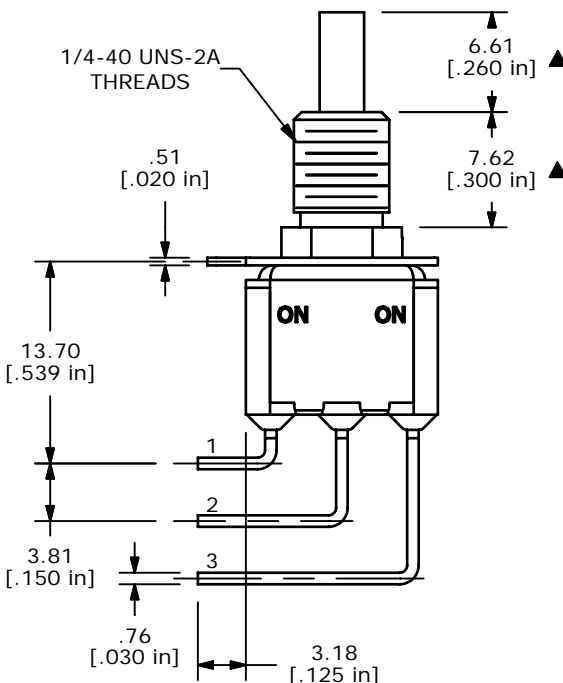
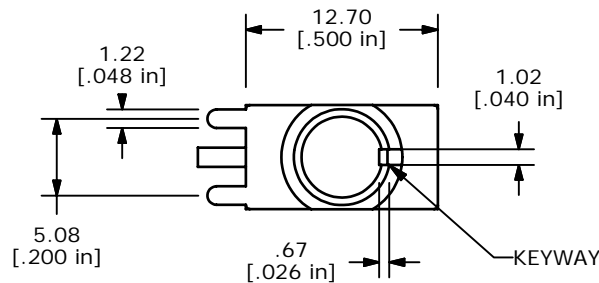


P.C. MOUNTING



SWITCH FUNCTION	
POS. 1	POS. 2
ON	ON
1-2	2-3



ISOMETRIC

- NOTE:
1. ALL DIMENSIONS IN MM [INCH]
  2. GENERAL TOLERANCE: X.X=±0.4  
X.XX=±0.25
  3. TERMINAL NUMBERS FOR REF ONLY
  - ▲ 4. PLATING MATERIAL: GOLD
  5. RATING: 0.4VA MAX. @20V MAX. AC OR DC
  6. ELECTRIC LIFE: 50,000 MAKE-AND-BREAK CYCLES AT FULL LOAD.
  7. INSULATION RESISTANCE: 1,000 MEGA-OHM MIN.
  8. DIELECTRIC STRENGTH: 1,000 V RMS @SEA LEVEL.
  9. OPERATING TEMP.: -30°C to 85°C
  10. ▲ DENOTES CRITICAL PARAMETER.
  11. 2002/95/EC (ROHS) COMPLIANT

E	16160	UPDATE THREAD CALLOUT	6/19/06	CT
D	15792	EDIT ACTUATOR DIAMETER	2/20/06	PH
C	15507	ADD ROHS, EDIT PC MOUNT DIM	11/8/05	PH
B	14898	CHANGED DIMENSIONS	5/5/05	JB
A	14801	RELEASED FOR PRODUCTION	4/14/05	JEB
REV	PCR NO	DESCRIPTION	DATE	BY

THE INFORMATION CONTAINED IN THIS DOCUMENT IS PROPRIETARY TO E-SWITCH AND IS NOT TO BE COPIED OR TRANSFERRED

**E-SWITCH®**

TITLE 700CSP7B60M7RE

SCALE	DATE	DR	DWG	REV
2:1	4/14/2005	JEB	T711059	E