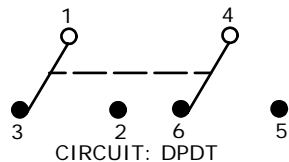


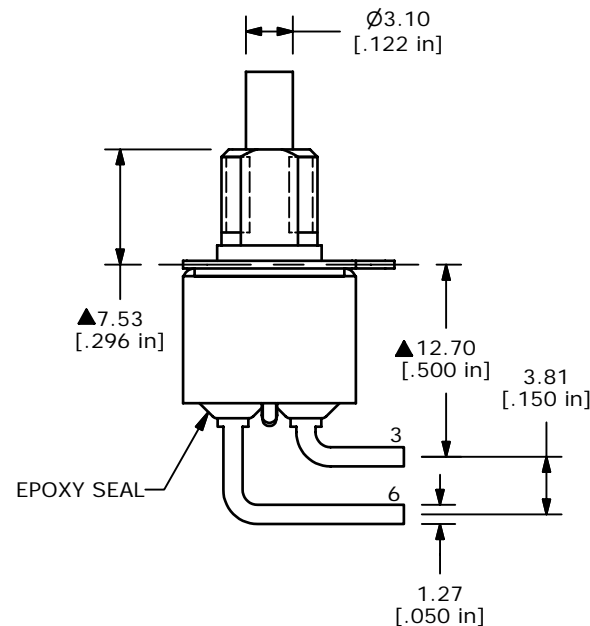
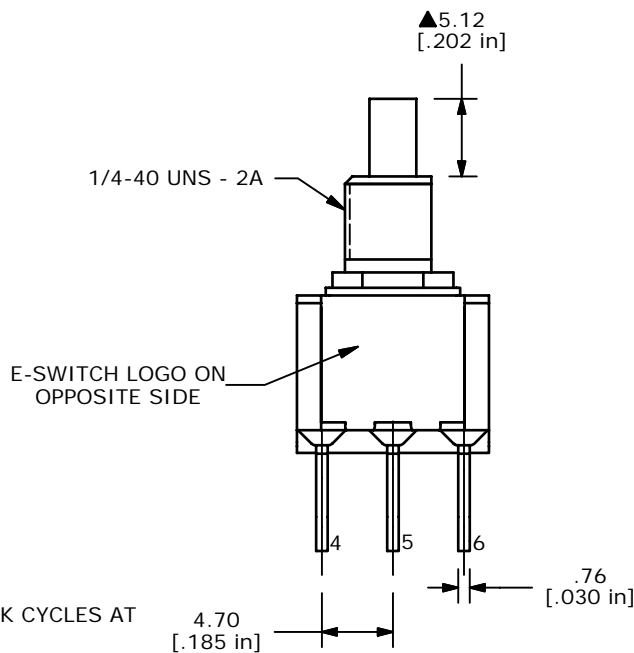
SWITCH FUNCTION	
POS. 1	POS. 2
ON	(ON)
1-3, 4-6	1-2, 4-5

(ON) = MOMENTARY



NOTE:

1. ALL DIMENSIONS IN MM [INCH]
2. GENERAL TOLERANCE: X.X=±0.4
X.XX=±0.25
3. TERMINAL NUMBERS FOR REF ONLY
- ▲ 4. CONTACT MATERIAL: SILVER
5. RATING: 3A @ 120VAC OR 28VDC
1A @ 250VAC
6. ELECTRIC LIFE: 50,000 MAKE-AND-BREAK CYCLES AT FULL LOAD
7. INSULATION RESISTANCE: 1,000 MEGA-OHM MIN.
8. DIELECTRIC STRENGTH: 1,000 V RMS @ SEA LEVEL.
9. OPERATING TEMP.: -30°C to 85°C
10. ▲ DENOTES CRITICAL PARAMETER.
11. 2002/95/EC (ROHS) COMPLIANT.



E-SWITCH®

A	16441	RELEASED FOR PRODUCTION	9/12/06	BO
REV	PCR NO	DESCRIPTION	DATE	BY

TITLE 700DP7B11M6QE				
SCALE	DATE	DR	DWG	REV
2:1	9/12/2006	BO	T721006	A

THE INFORMATION CONTAINED IN THIS DOCUMENT IS PROPRIETARY TO E-SWITCH AND IS NOT TO BE COPIED OR TRANSFERRED