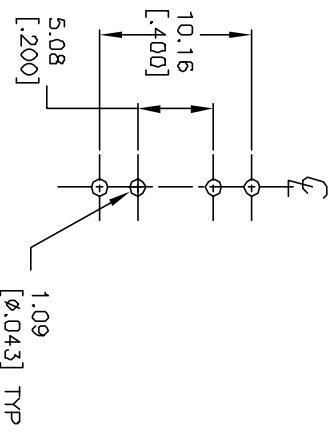
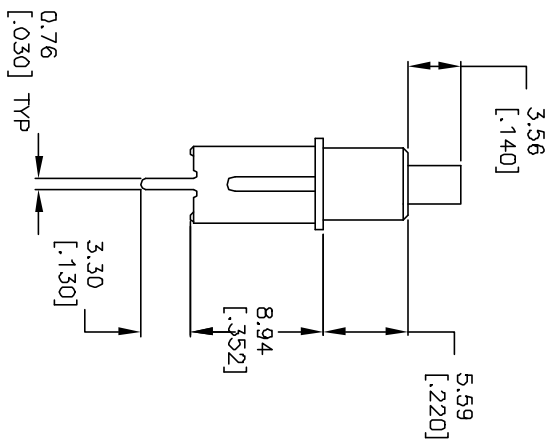
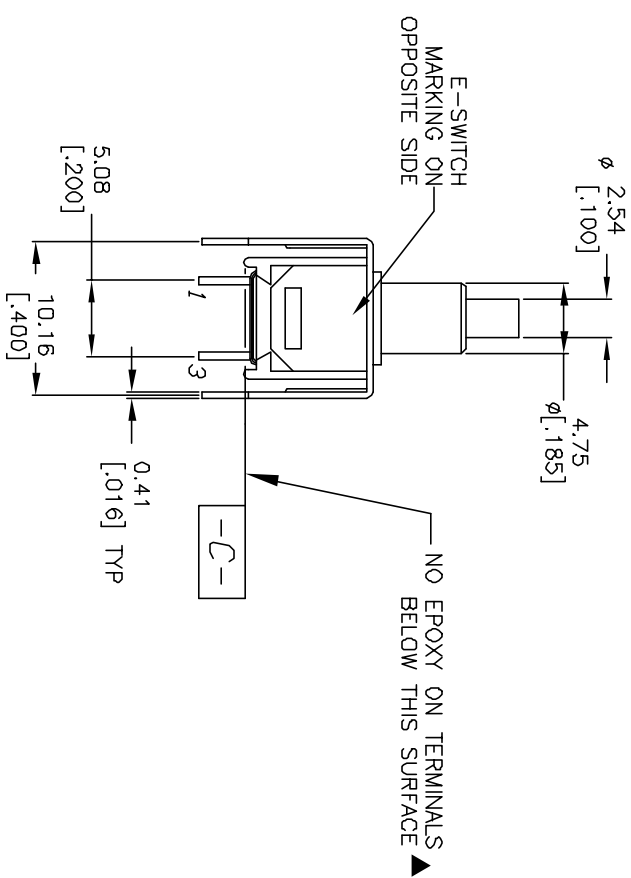


CIRCUIT: SPST
 CONTACT CONFIGURATION
 DFF <DN>
 () = MOMENTARY

- NOTES:
1. ALL DIMENSIONS IN MM [INCH]
 2. GENERAL TOLERANCE: 0.0=±0.4
0.00=±0.25
 3. TERM. NOS. FOR REF. ONLY
 4. RATING: 3A @120VAC or 28VDC; 1A @250VAC
 5. ELECTRICAL LIFE: 60,000 make-and-break cycles at full load.
 6. INSULATION RESISTANCE: 1,000 Mega ohm min.
 7. DIELECTRIC STRENGTH: 1,000V RMS @sea level
 8. OPERATING TEMP.: -30°C to 85°C



E-SWITCH®

REV.	10664	RELEASED FOR PRODUCTION	6/6/00	MM
ECN NO.		DESCRIPTION	DATE	CHK'D

TITLE	800 SP-9 B7 VS2 Q E
SCALE	2:1
DATE	6/6/00
DR	MM
DWG	T811038
REV	A

THE INFORMATION CONTAINED IN THIS DOCUMENT IS PROPRIETARY TO E-SWITCH AND IS NOT TO BE COPIED OR TRANSMITTED