


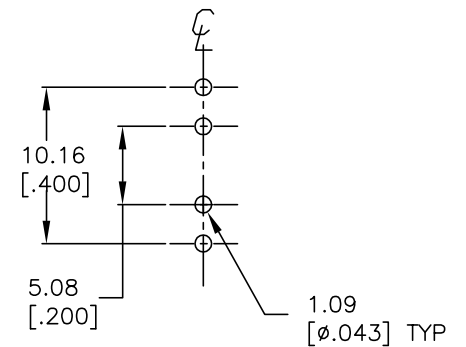
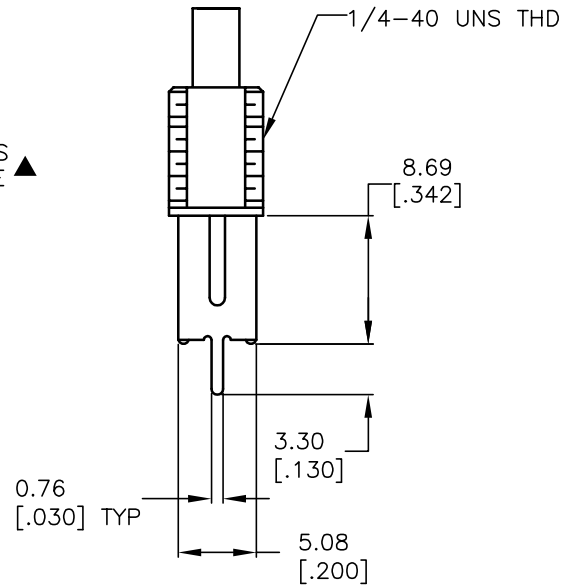
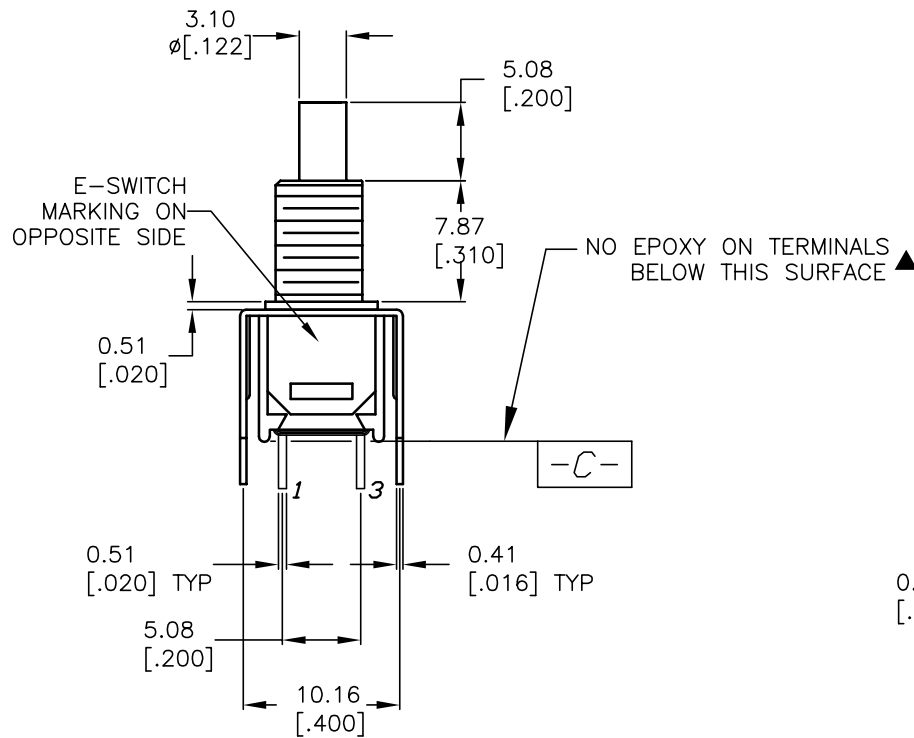
CIRCUIT: SPST
CONTACT CONFIGURATION



()=MOMENTARY

NOTES:

1. ALL DIMENSIONS IN MM [INCH]
2. GENERAL TOLERANCE: 0.0=±0.4
0.00=±0.25
3. TERM. NOS. FOR REF. ONLY
4. RATING: 0.4 VA max. @20V max. (AC or DC)
5. ELECTRICAL LIFE: 60,000 make-and-break cycles at full load.
6. INSULATION RESISTANCE: 1,000 Mega ohm min.
7. DIELECTRIC STRENGTH: 1,000V RMS @sea level
8. OPERATING TEMP.: -30°C to 85°C



RECOMMEND P.C.B LAYOUT

E-SWITCH®

A	10675	RELEASED FOR PRODUCTION	6/12/00	MM
REV.	ECN No.	DESCRIPTION	DATE	CHKD

TITLE				
800 SP-9 B9 VS2 R E				
SCALE	DATE	DR	DWG	REV
2:1	6/12/00	MM	T811070	A

THE INFORMATION CONTAINED IN THIS DOCUMENT IS PROPRIETARY TO E-SWITCH AND IS NOT TO BE COPIED OR TRANSFERRED