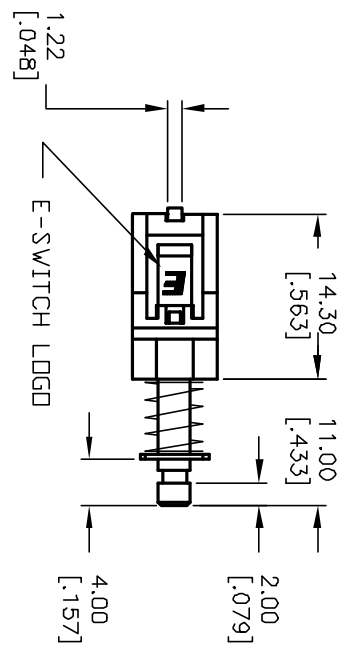
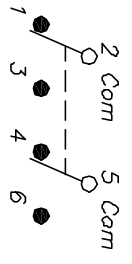


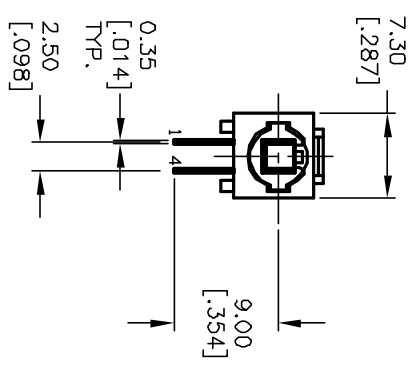
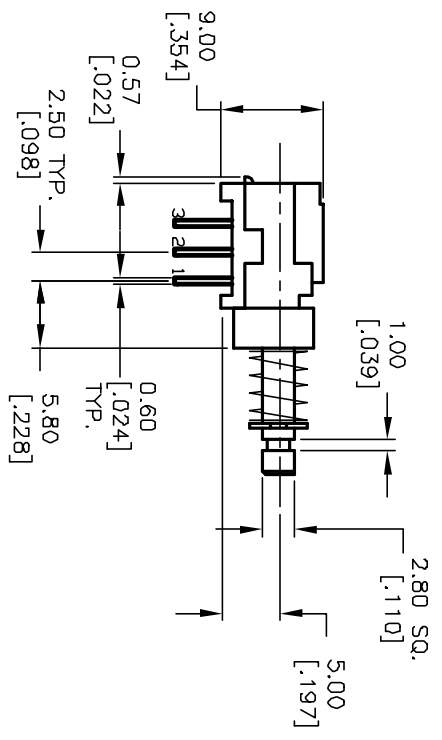
RECOMMENDED PCB LAYOUT



E-SWITCH LOGD



CIRCUIT: 2PDT



NOTES:

1. ALL DIMENSIONS IN MM [INCH]
2. GENERAL TOLERANCE: X.X=±0.4 X.XX=±0.25
3. TERM. NOS. FOR REFERENCE ONLY.
4. RATING: 0.1A @30V DC
5. MATERIALS:  
CONTACT/TERMINAL: SILVER PLATED COPPER ALLOY  
HOUSING/PLUNGER: UL94HB
6. CONTACT RESISTANCE: 0.1 MAX.
7. OPERATING FORCE: 170±100g
8. TRAVEL: 2mm  
3mm (OVERALL)
9. ELECTRICAL LIFE: >10,000
10. DIELECTRIC STRENGTH: 250V RMS

**E-SWITCH®**

MTH2U DA N AGX (MOMENTARY)

C	11999	REVISED AND REDRAWN	3/14/02	CJB
REV.	ECN No.	DESCRIPTION	DATE	CHKD

TITLE	SCALE	DATE	DR	DWG	REV
MTH2U DA N AGX (MOMENTARY)	1.5:1	3/14/02	CJB	A960004	C

THE INFORMATION CONTAINED IN THIS DOCUMENT IS PROPRIETARY TO E-SWITCH AND IS NOT TO BE COPIED OR TRANSFERRED