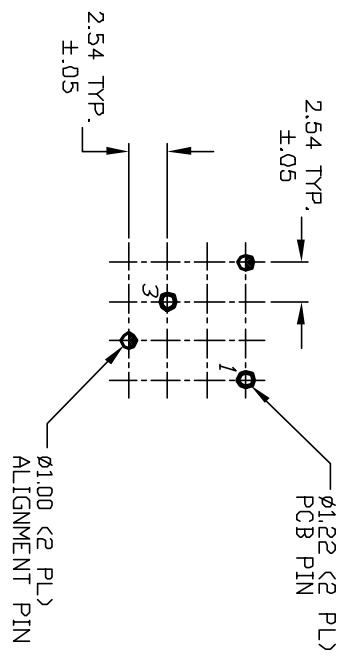
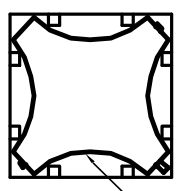
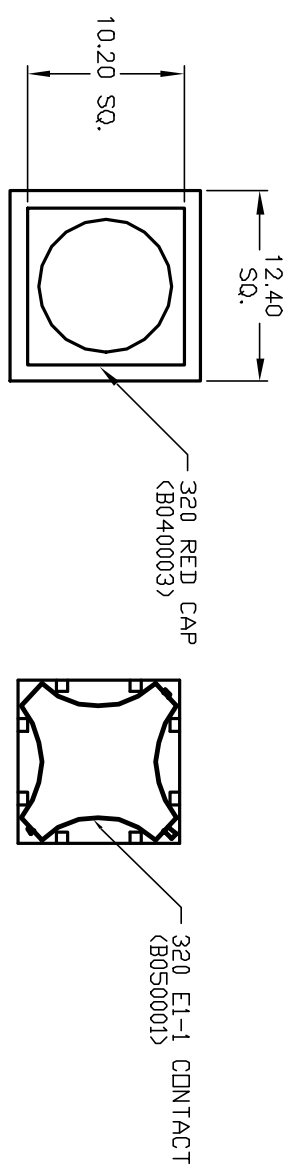
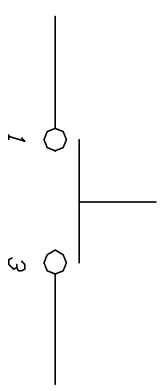
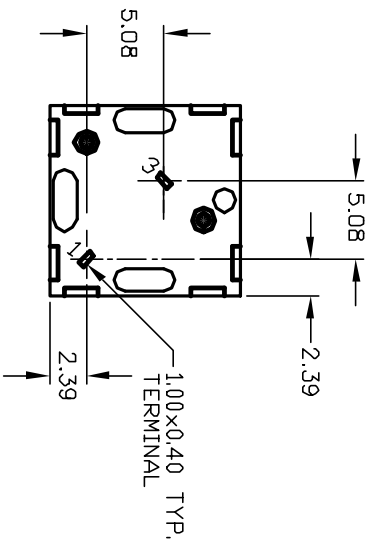
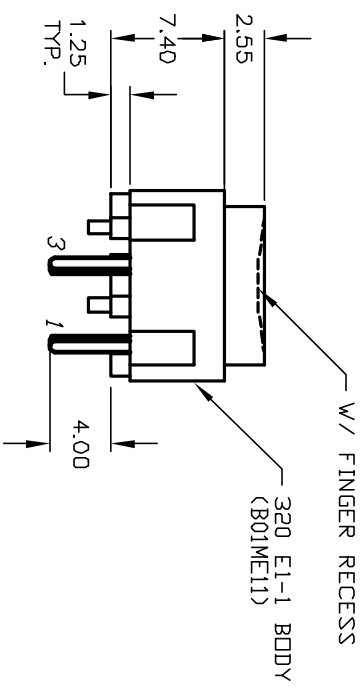


TOP VIEW -SHOW ORIENTATION OF LEGENDS  
IN RESPECT TO THE PCB PIN TERMINALS.



RECOMMENDED P.C.B. LAYOUT



NOTES:

1. ALL DIMENSIONS IN MM
2. GENERAL TOLERANCE: X.X=±0.4  
X.XX=±0.25
3. TERMINAL NO'S FOR REFERENCE ONLY.
4. RATING: 25mA, @50VDC
5. OPERATING FORCE: 120gf
6. TRAVEL TO MAKE: 0.7mm

**E-SWITCH®**

TITLE		320 E1-1 RED	
REV.	ECN No.	DESCRIPTION	DATE
A	11867	RELEASED FOR PRODUCTION	12/17/01
		CHKD	CJB
SCALE 2:1			
DATE		DR	DWG
12/17/01		CJB	XB0051A
REV			A
THE INFORMATION CONTAINED IN THIS DOCUMENT IS PROPRIETARY TO E-SWITCH AND IS NOT TO BE COPIED OR TRANSFERRED			