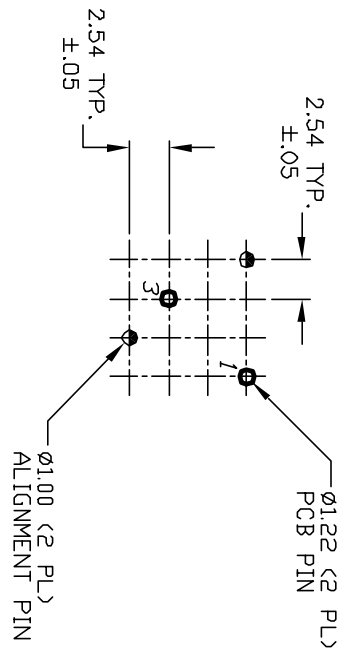
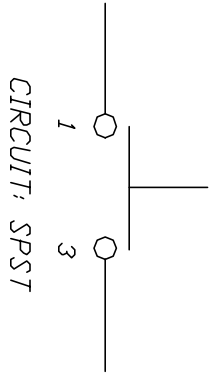
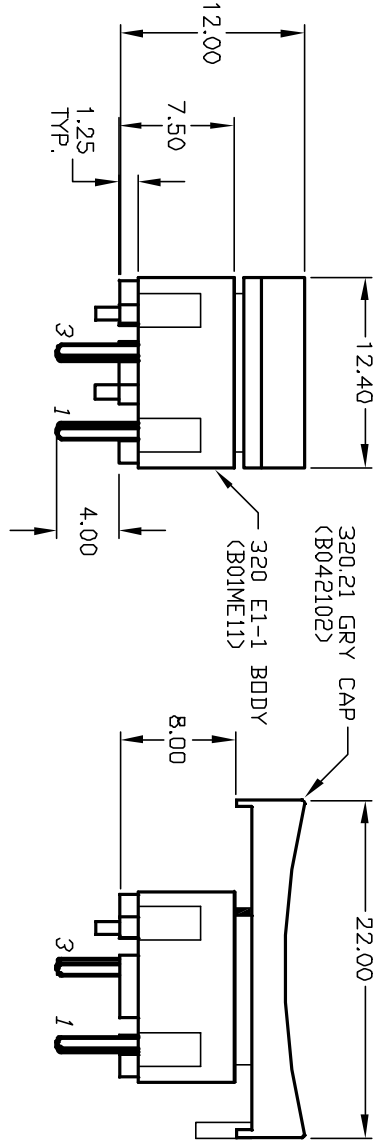


TOP VIEW - SHOW ORIENTATION OF LEGENDS  
IN RESPECT TO THE PCB PIN TERMINALS.

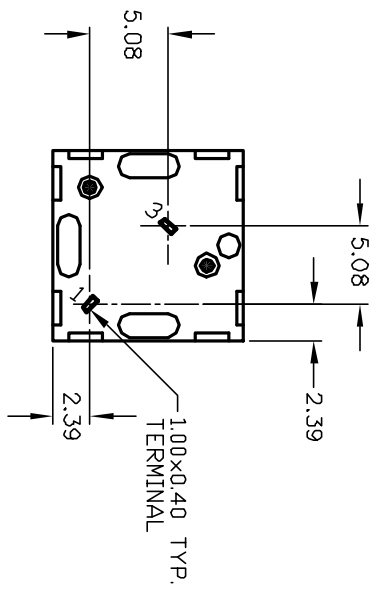


RECOMMENDED P.C.B. LAYOUT



NOTES:

1. ALL DIMENSIONS IN MM
2. GENERAL TOLERANCE: X.X=±0.4 X.XX=±0.25
3. TERMINAL NO'S FOR REFERENCE ONLY.
4. RATING: 25mA, @50VDC
5. OPERATING FORCE: 120gf
6. TRAVEL TO MAKE: 0.7mm
7. USES CONTACT DOME: (B050001)



**E-SWITCH®**

REV.	ECN No.	DESCRIPTION	DATE	CHKD
A	12168	RELEASED FOR PRODUCTION	5/22/02	CJB

TITLE	SCALE	DATE	DR	DWG	REV
320.21 E1-1 GRY	2:1	5/22/02	CB	XB0876A	A

THE INFORMATION CONTAINED IN THIS DOCUMENT IS PROPRIETARY TO E-SWITCH AND IS NOT TO BE COPIED OR TRANSFERRED