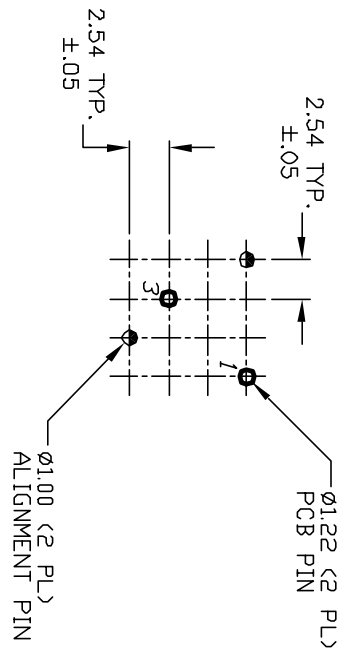
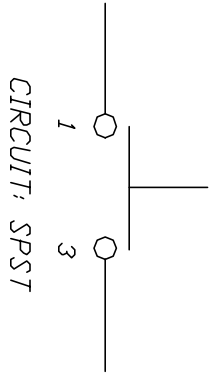
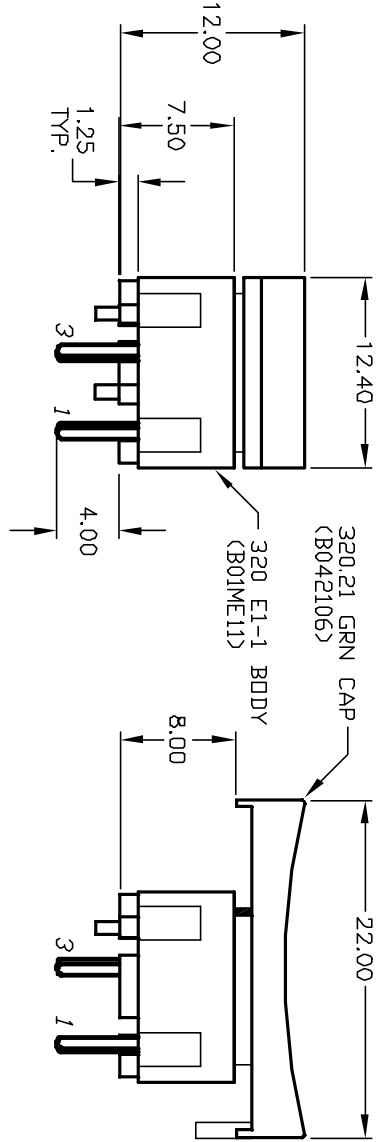


TOP VIEW - SHOW ORIENTATION OF LEGENDS
IN RESPECT TO THE PCB PIN TERMINALS.

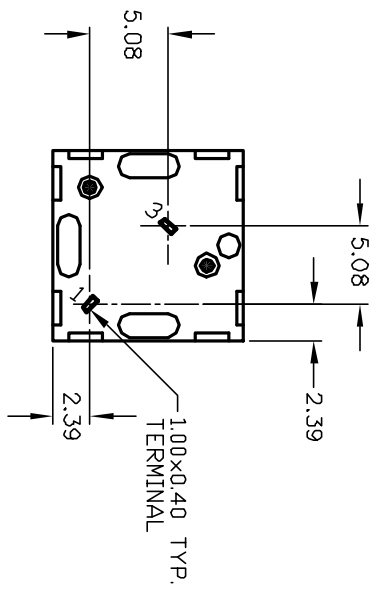


RECOMMENDED P.C.B. LAYOUT



NOTES:

1. ALL DIMENSIONS IN MM
2. GENERAL TOLERANCE: X.X=±0.4
X.XX=±0.25
3. TERMINAL NO'S FOR REFERENCE ONLY.
4. RATING: 25mA, @50VDC
5. OPERATING FORCE: 120gf
6. TRAVEL TO MAKE: 0.7mm
7. USES CONTACT DOME: (B050001)
320 E1-1 CONTACT



B	11163	MADE ACTIVE	5/22/02	CJB
A	12168	RELEASED FOR PRODUCTION	1/11/02	CJB
REV.	ECN No.	DESCRIPTION	DATE	CHKD

TITLE		SCALE		DATE	DR	DWG	REV
320.21 E1-1 GRN		2:1		5/22/02	CB	XB0823A	B

E-SWITCH®

THE INFORMATION CONTAINED IN THIS DOCUMENT IS PROPRIETARY TO E-SWITCH AND IS NOT TO BE COPIED OR TRANSFERRED