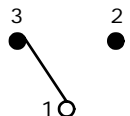


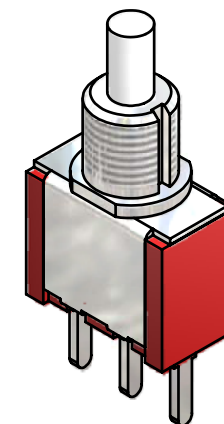
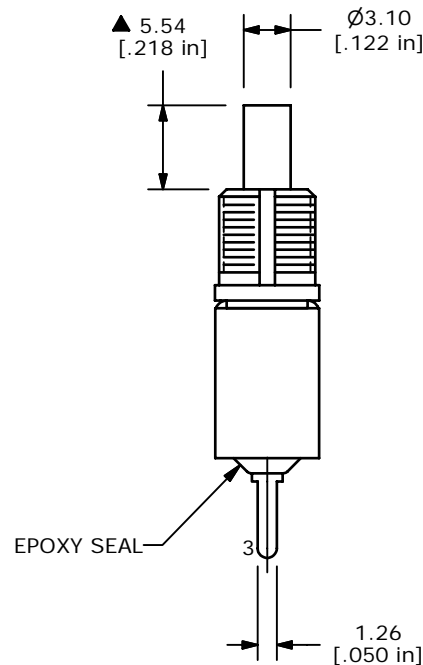
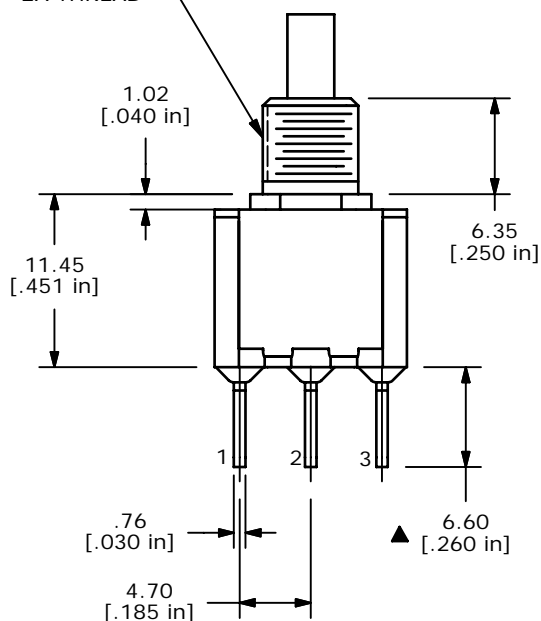
SWITCH FUNCTION	
POS. 1	POS. 2
ON	(ON)
1-3	1-2

(ON)=MOMENTARY

CURCUIT: SPDT



1/4-40 UNS - 2A THREAD



ISOMETRIC

NOTE:

1. ALL DIMENSIONS IN MM [INCH]
2. GENERAL TOLERANCE: X.X=±0.4
X.XX=±0.25
3. TERMINAL NUMBERS FOR REF ONLY
- ▲ 4. PLATING MATERIAL: SILVER
5. RATING: 1A @ 250 VAC
3A @ 120 VAC OR 28 VDC
6. ELECTRIC LIFE: 50,000 MAKE-AND-BREAK CYCLES AT FULL LOAD.
7. INSULATION RESISTANCE: 1,000 MEGA-OHM MIN.
8. DIELECTRIC STRENGTH: 1,000 V RMS @ SEA LEVEL.
9. OPERATING TEMP.: -30°C to 85°C
10. ▲ DENOTES CRITICAL PARAMETER.
11. 2002/95/EC (ROHS) COMPLIANT.



D	17161	TERM. FROM 6.35 TO 6.6	4/5/07	TN
C	16289	REDRAWN INTO INVENTOR FORMAT	8/8/06	BO
REV	PCR NO	DESCRIPTION	DATE	BY

TITLE 700SP7B10M2QE				
SCALE	DATE	DR	DWG	REV
2:1	4/5/2007	TN	T711008	D

THE INFORMATION CONTAINED IN THIS DOCUMENT IS PROPRIETARY TO E-SWITCH AND IS NOT TO BE COPIED OR TRANSFERRED