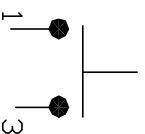
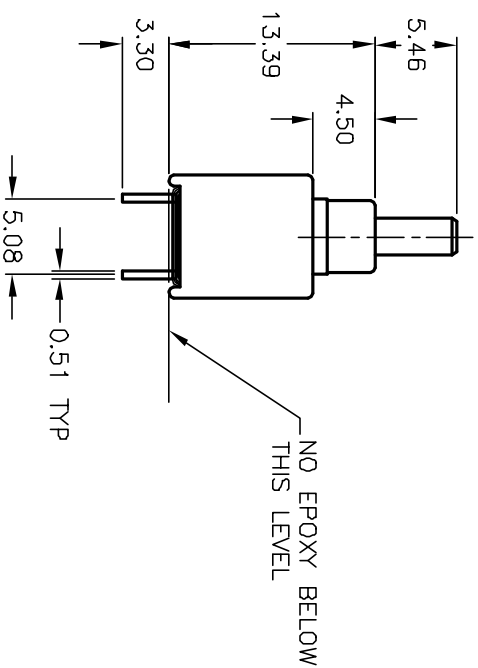
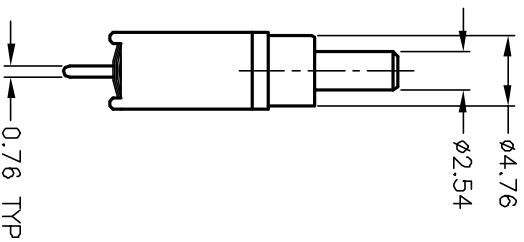


RECOMMENDED PCB LAYOUT



CIRCUIT: SPST

OFF (ON)

() = MOMENTARY

CONTACT CONFIGURATION

- NOTES:
1. ALL DIMENSIONS IN MM
 2. GENERAL TOLERANCE: X.XXX±0.25
 4. RATING: 0.4 VA MAX @ 20 V AC OR DC
 5. ELECTRICAL LIFE: 50,000 make-and-break cycles at full load.
 6. DIELECTRIC STRENGTH: 1,000V RMS @ sea level
 7. OPERATING TEMP.: -30°C to 85°C

						TITLE		800A WSP-9 M2 R E	
		RELEASED FOR PRODUCTION		9/19/00		GLG		SCALE	
A		10963		DESCRIPTION		DATE		2:1	
REV.		ECN NO.		DESCRIPTION		CHKD		DATE	
				THE INFORMATION CONTAINED IN THIS DOCUMENT IS PROPRIETARY TO E-SWITCH AND IS NOT TO BE COPIED OR TRANSMITTED				DR	
								GLG	
								DWG	
								T833007	
								REV	
								A	

E-SWITCH®