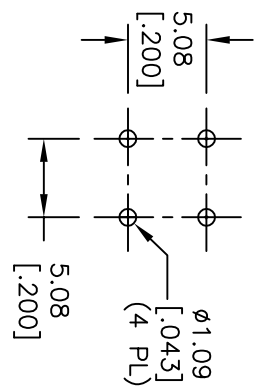
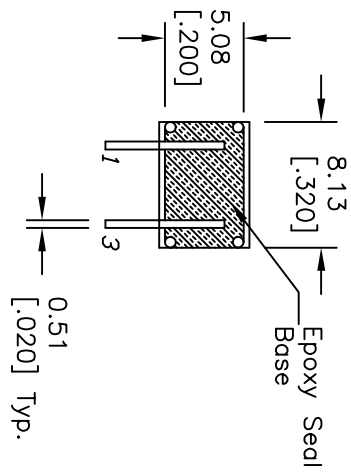
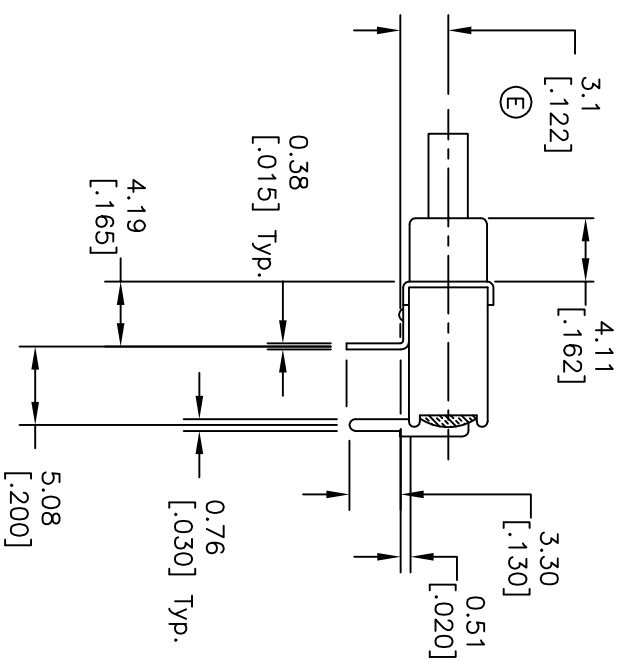
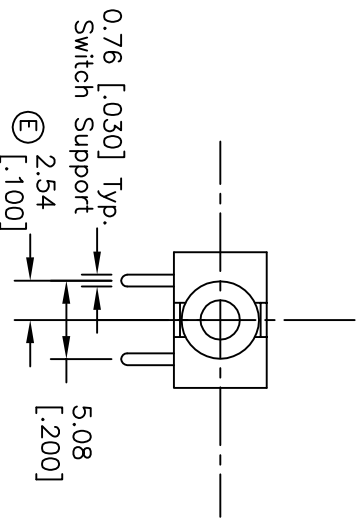
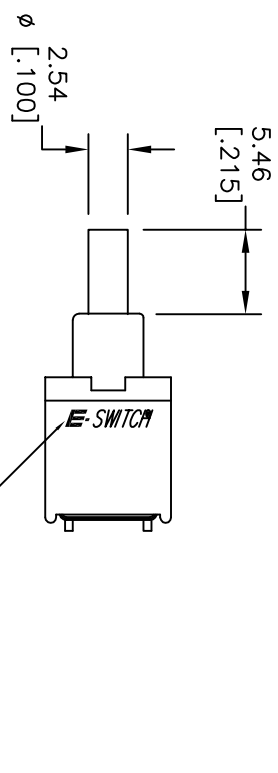


CONTACT CONFIGURATION
CIRCUIT: SPST
 DEF <QND>
 () = Momentary



RECOMMENDED P.C.B. LAYOUT



NOTES:

1. ALL DIMENSIONS IN MM [INCH]
2. GENERAL TOLERANCE: X.XX=±0.4 X.XX=±0.25
3. TERM. NOS. FOR REF. ONLY
4. RATING: 0.4VA @20V (AC or DC)
5. FIXED TERM. MOVING CONTACT:
 Copper Alloy W/ GOLD plate over Nickel Plate.
6. ELECTRICAL LIFE: 50,000 make-and-break cycle at full load.
7. DIELECTRIC STRENGTH: 1,000 V RMS @sea level.
8. OPERATING TEMP.: -30°C to 85°C
9. HOUSING UL94V0 RATED PLASTIC
10. ACTUATOR UL94V0 RATED PLASTIC
11. 2002/95/EC (ROHS) COMPLIANT

H	17830	UPDATED 3.30 DIMENSION	11/1/07	BF
G	17688	CHANGED TERM. LENGTH TO 3.30	9/18/07	BF
REV.	ECN No.	DESCRIPTION	DATE	CHKD

THE INFORMATION CONTAINED IN THIS DOCUMENT IS PROPRIETARY TO E-SWITCH AND IS NOT TO BE COPIED OR TRANSFERRED

E-SWITCH®

TITLE: 800AWSP9M6RE (GOLD CONTACTS)

SCALE: 2:1

DATE: 11/1/07

DR: BF

DWG: T833002

REV: H