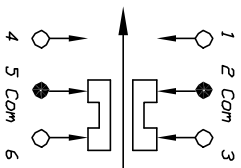
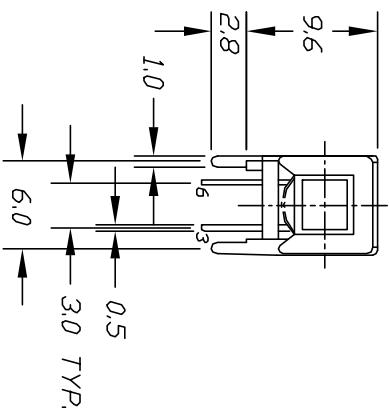
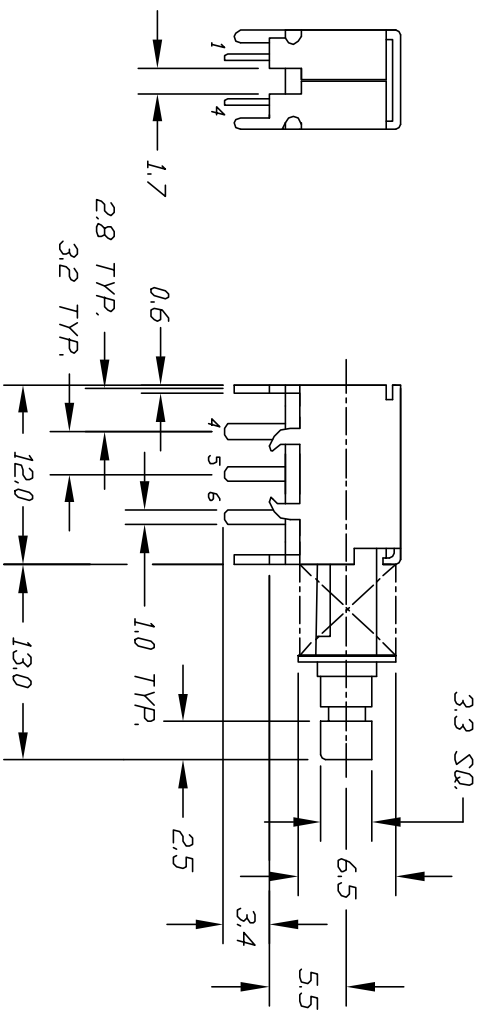


RECOMMEND P.C.B. HOLES



CIRCUIT: DPDT

CONTACT CONFIGURATION

NOTES:

1. ALL DIMENSIONS IN MM
2. TERM. NDS. FOR REF ONLY
3. RATING: DC 30V, 0.3A
4. OPERATING FORCE, 330±150gf
5. TRAVEL: FULL 3.5mm; LDC 2.5mm

4. UNEXPLAINED HOLE: 330150g+				
5. TRAVEL: FULL 35mm; LOCK 25mm				
B	REVISED & REDRAWN	7/14/97		
REV.	DESCRIPTION	DATE	CHKD	
THE INFORMATION CONTAINED IN THIS DOCUMENT IS PROPRIETARY TO E-SWITCH AND IS NOT TO BE COPIED OR TRANSFERRED				
TOLERANCES				
0.0		±0.4		
0.00		±0.25		
E-SWITCH® LC 2255 EE N P				
TITLE				
SCALE	DATE	DR	DWG	REV
2:1	12/6/96	MM	P070180	B