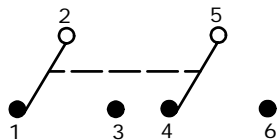


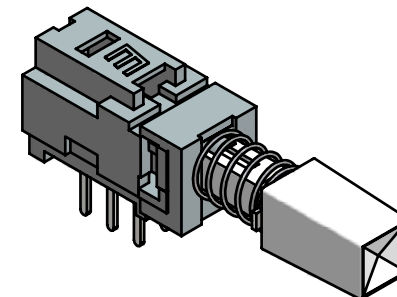
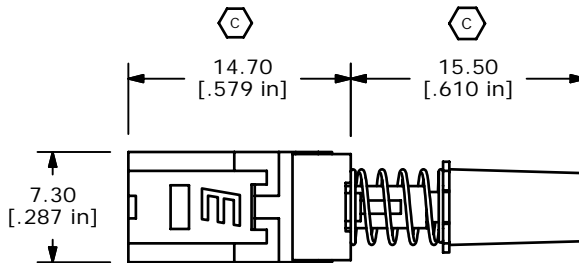
P.C. MOUNTING



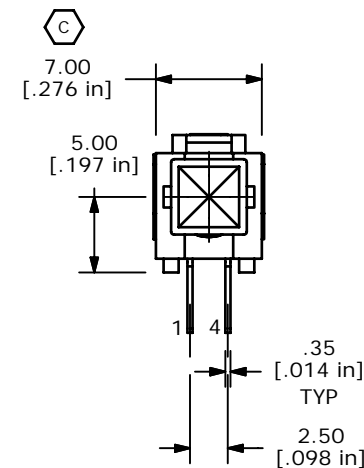
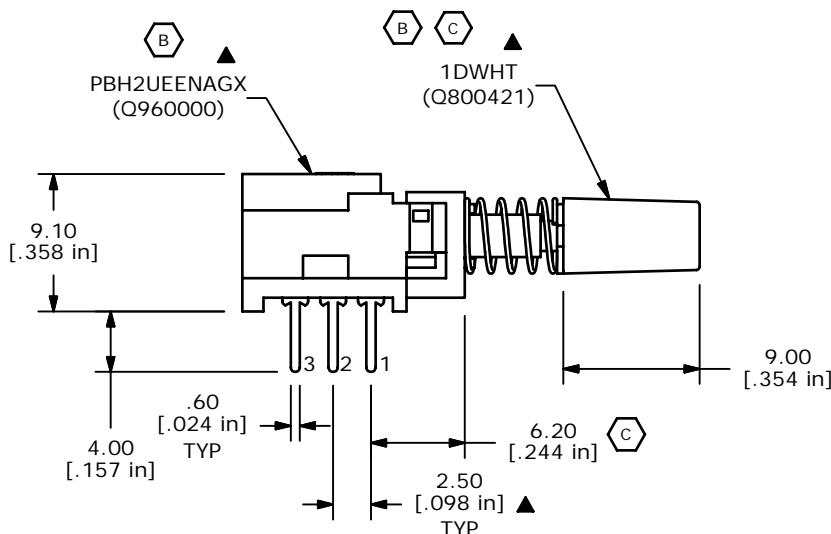
CIRCUIT: 2PDT

NOTES:

1. ALL DIMENSIONS IN MM [INCH]
2. GENERAL TOLERANCE: X.X=±0.4
X.XX=±0.25
3. TERM. NOS. FOR REFERENCE ONLY.
4. RATING 0.1A @30V DC
- ▲ 5. MATERIALS:
CONTACT/TERMINALS: SILVER PLATE
HOUSING: PBT UL94HB
B BASE: PA66 UL94HB
ACTUATOR: POM
CAP: ABS UL94V0
6. CONTACT RESISTANCE: 100 MILLI-OHM (INITIAL)
- ▲ 7. TIMING: NON-SHORTING
8. OPERATING FORCE: 230± 50GF
9. TRAVEL: LATCHING
2MM TO LOCK
3MM OVERALL
10. ELECTRICAL LIFE: 10000 CYCLES
11. OPERATING TEMP: -20°C TO +70°C
12. 2002/95/EC (ROHS) COMPLIANT
13. ▲ DENOTES CRITICAL PARAMETER.



ISOMETRIC



E	15943	ADD ROHS NOTE	4/4/06	BK
D	15260	REVISED CAP DESCRIPTION	9/8/05	PH
C	14893	CHANGED NOTES AND DIMENSIONS	5/3/05	JB
B	14790	ADD MATERIALS TO NOTES	3/29/05	AR
A	14691	RELEASED FOR PRODUCTION	2/14/05	AR
REV	PCR NO	DESCRIPTION	DATE	BY

THE INFORMATION CONTAINED IN THIS DOCUMENT IS PROPRIETARY TO E-SWITCH AND IS NOT TO BE COPIED OR TRANSFERRED



TITLE PBH2UEENAG1DWHT

SCALE	DATE	DR	DWG	REV
2:1	02/14/05	AR	XQ0003P	E