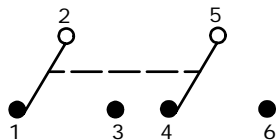


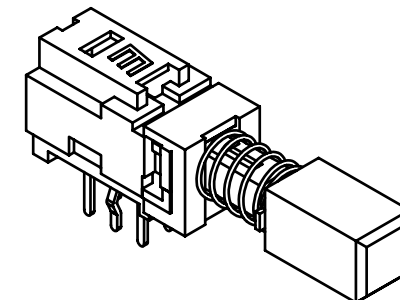
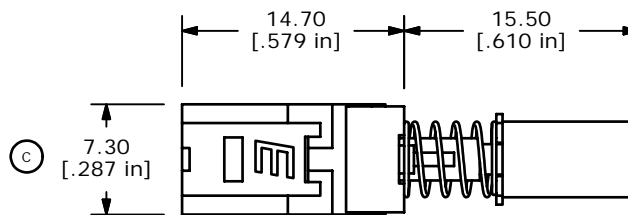
P.C. MOUNTING



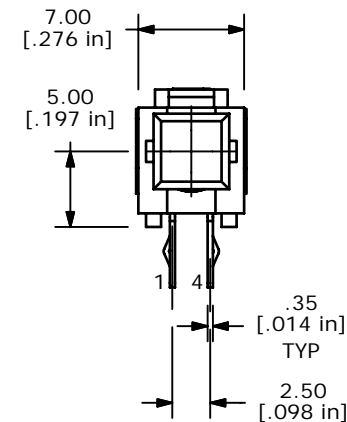
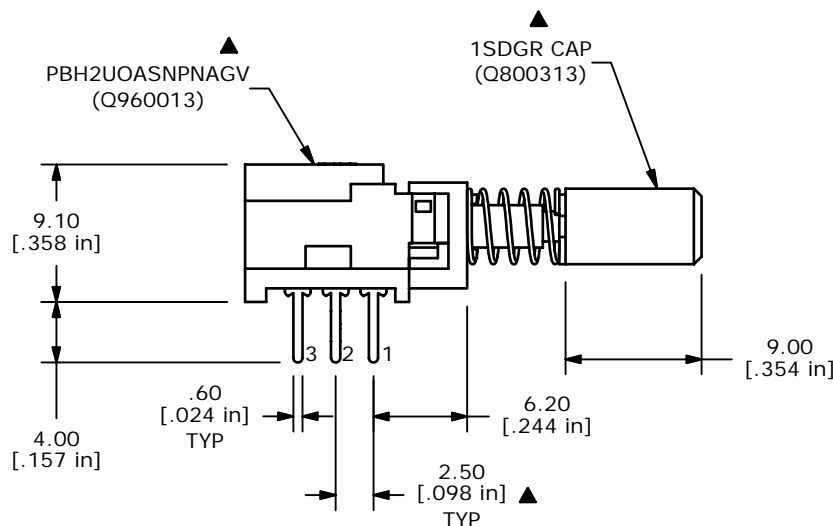
CIRCUIT: 2PDT

NOTES:

1. ALL DIMENSIONS IN MM [INCH]
2. GENERAL TOLERANCE: X.X=±0.4
X.XX=±0.25
3. TERM. NOS. FOR REFERENCE ONLY.
4. RATING 0.1A @30V DC
- ▲ 5. MATERIALS:
CONTACT/TERMINALS: SILVER PLATE
HOUSING: PBT UL94V0
BASE: PA66 UL94V0
ACTUATOR: PA66 UL94V0
CAP: ABS UL94V0
6. CONTACT RESISTANCE: 100 MILLI-OHM (INITIAL)
- ▲ 7. TIMING: NON-SHORTING
8. OPERATING FORCE: 230±50GF
9. TRAVEL: MOMENTARY
2MM TO MAKE
3MM OVERALL
10. ELECTRICAL LIFE: 10000 CYCLES
11. OPERATING TEMP: -20°C TO +70°C
- 12 2002/95/EC (ROHS) COMPLIANT (D)
13. ▲ DENOTES CRITICAL PARAMETER.



ISOMETRIC



D	15943	ADD ROHS NOTE	4/4/06	BK
C	15553	DIMS FROM 7.00, 0.90	11/21/05	PH
B	15391	CHANGED CAP TO 1S	10/17/05	PH
A	15376	RELEASED FOR PRODUCTION	10/12/05	PH
REV	PCR NO	DESCRIPTION	DATE	BY

THE INFORMATION CONTAINED IN THIS DOCUMENT IS PROPRIETARY TO E-SWITCH AND IS NOT TO BE COPIED OR TRANSFERRED



TITLE PBH2UOASNPAGV1SDGR

SCALE	DATE	DR	DWG	REV
2:1	10/12/05	PH	XQ0014P	D