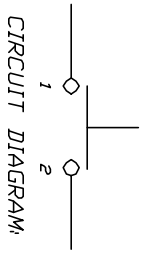
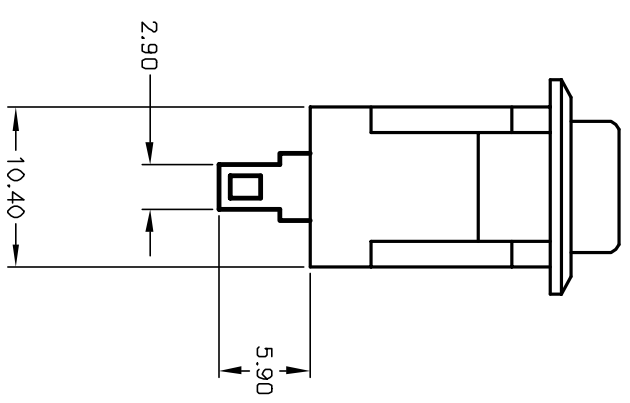
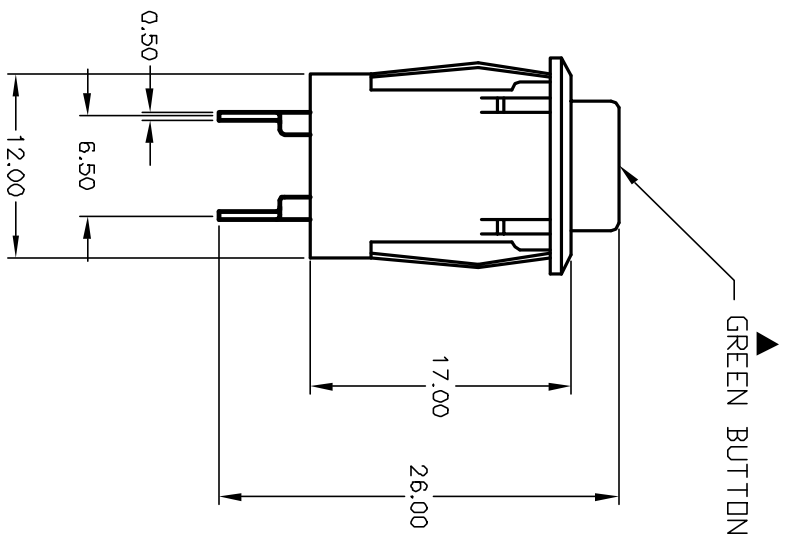
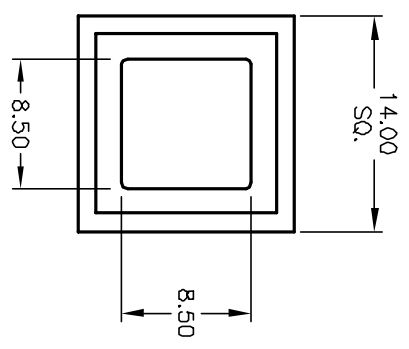


RECOMMENDED PANEL MOUNT



CIRCUIT DIAGRAM:

OFF (ON)

NOTES:

1. ALL DIMENSIONS IN MM
2. GENERAL TOLERANCE: X.X=±0.4
X.XX=±0.25
3. RATING: 5A @250VAC, 1A @125VAC
4. BUTTON FINISH: TEXTURED

REV.	ECN No.	DESCRIPTION	DATE	CHKD
A	11894	RELEASED FOR PRODUCTION	2/13/02	CJB

TITLE		SCALE		DATE	DR	DWG	REV
PS1057A (GREEN BUTTON)		2:1		2/13/02	CJB	F010568	A

E-SWITCH®

THE INFORMATION CONTAINED IN THIS DOCUMENT IS PROPRIETARY TO E-SWITCH AND IS NOT TO BE COPIED OR TRANSFERRED