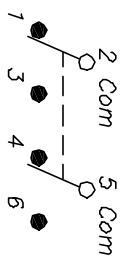


RECOMMENDED P.C.B. LAYOUT

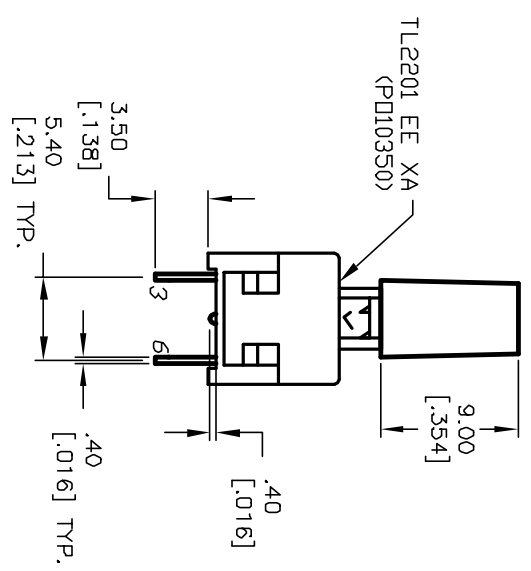
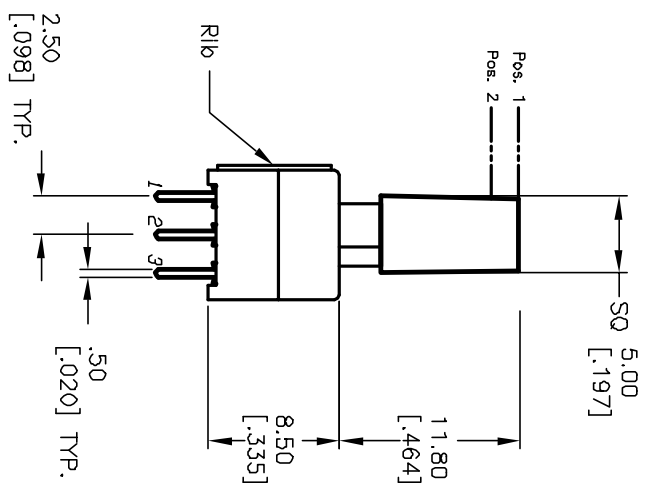
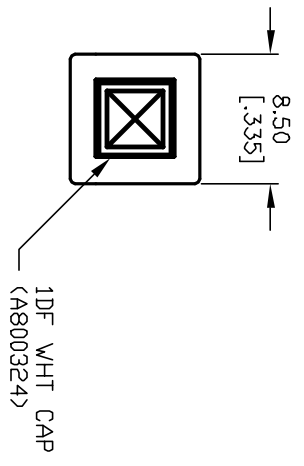


CIRCUIT: 2PDT

SWITCH FUNCTION	
PDS 1	PDS 2
2-1,5-4	2-3,5-6

NOTES:

1. ALL DIMENSIONS IN MM [INCH]
2. GENERAL TOLERANCE: X.X=±0.4 X.XX=±0.25
3. TERM. NOS. FOR REF. ONLY
4. RATING: 0.1A @30V DC
5. TRAVEL: TRAVEL:=2.50±0.38
LOCK=1.34±0.38
6. OPERATING FORCE:180±50gf
7. CONTACT RESISTANCE: 50mΩ-Ohms MAX. Initially
8. ELECTRICAL LIFE (at Full Load):
10,000 Cycles Make & Break
9. DESIGNATE MAJOR FEATURE:



E-SWITCH®

REV.	ECN No.	DESCRIPTION	DATE	CHKD
A	11638	RELEASED FOR PRODUCTION	--	CB

TITLE	SCALE	DATE	DR	DWG	REV
TL2201 EE X A /1DF WHT	2:1	--	--	XP01364	A

THE INFORMATION CONTAINED IN THIS DOCUMENT IS PROPRIETARY TO E-SWITCH AND IS NOT TO BE COPIED OR TRANSFERRED