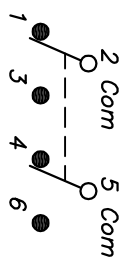
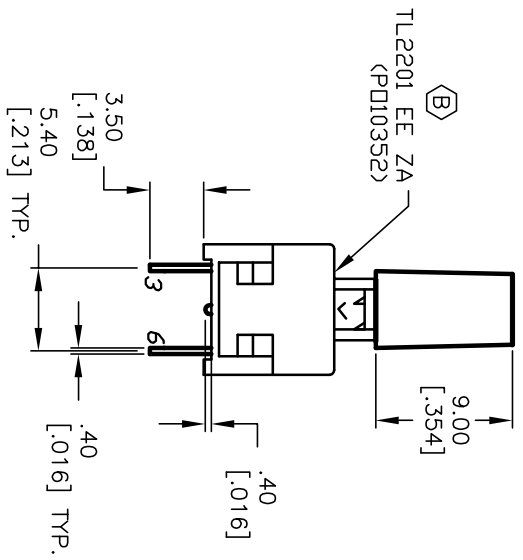
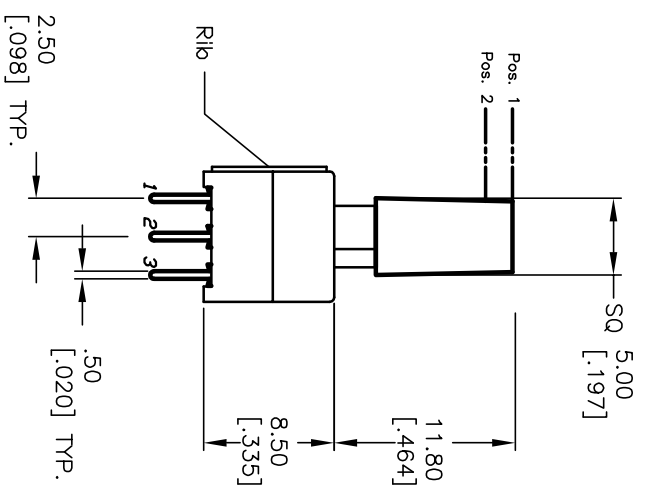
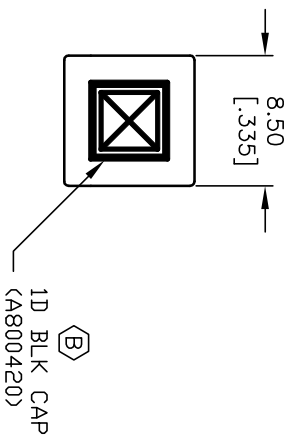


RECOMMENDED P.C.B. LAYOUT



SWITCH FUNCTION	
PDS 1	PDS 2
2-1,5-4	2-3,5-6

- NOTES:
1. ALL DIMENSIONS IN MM [INCH]
 2. GENERAL TOLERANCE: X.X=±0.4 X.XX=±0.25
 3. TERM. NOS. FOR REF. ONLY
 4. RATING: 0.1A @30V DC
 5. TRAVEL: TRAVEL.=2.50±0.38 LOCK=1.34±0.38
 6. OPERATING FORCE:180±50gf
 7. CONTACT RESISTANCE: 50mΩ-Ohms MAX. Initially
 8. ELECTRICAL LIFE (at Full Load): 10,000 Cycles Make & Break
 9. DESIGNATE MAJOR FEATURE:



E-SWITCH®

B	13329	CHANGE BOM AND TITLE	7/30/03	AR
A	11638	RELEASED FOR PRODUCTION	--	CB
REV.	ECN No.	DESCRIPTION	DATE	CHKD

TITLE		SCALE	DATE	DR	DWG	REV
TL2201 EE Z A 1D BLK		2:1	--	--	XP0016A	B

THE INFORMATION CONTAINED IN THIS DOCUMENT IS PROPRIETARY TO E-SWITCH AND IS NOT TO BE COPIED OR TRANSFERRED