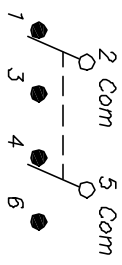


RECOMMENDED P.C.B. LAYOUT

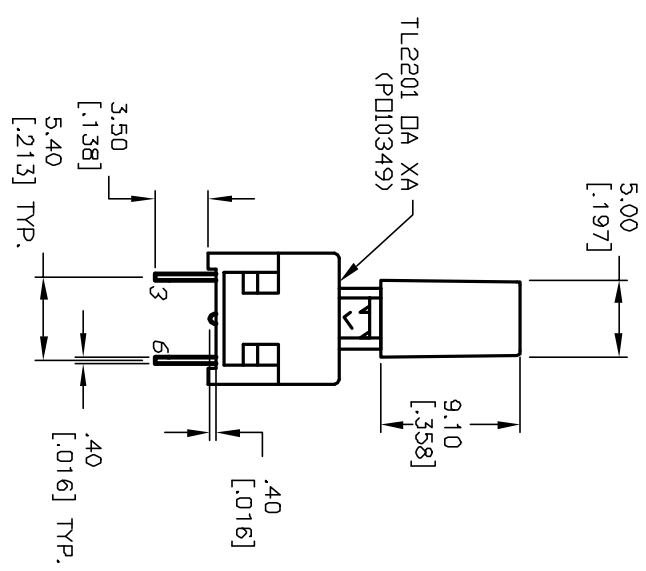
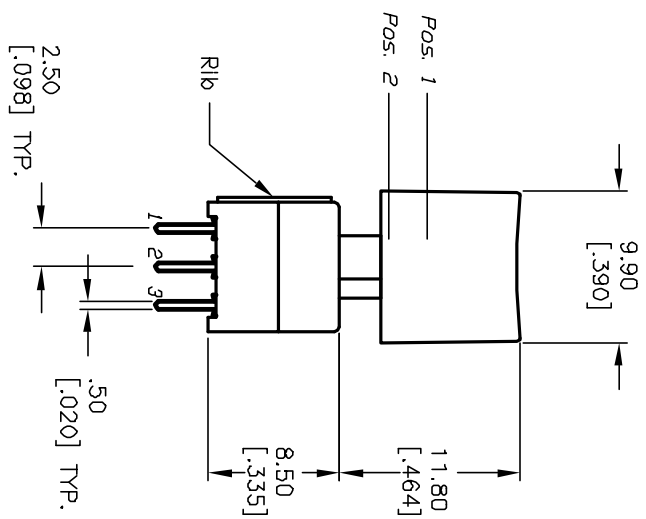
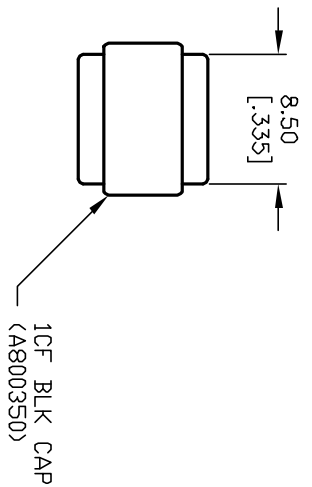


SWITCH FUNCTION	
POS 1	POS 2
2-1,5-4	2-3,5-6

< > =Momentary

NOTES:

1. ALL DIMENSIONS IN MM [INCH]
2. GENERAL TOLERANCE: X.X=±0.4 X.XX=±0.25
3. TERM. NOS. FOR REF. ONLY
4. RATING: 0.1A @30V DC
5. TRAVEL: TRAVEL:=2.50±0.38
6. OPERATING FORCE:180±50gf
7. CONTACT RESISTANCE: 50mΩ-Ohms MAX. Initially
8. ELECTRICAL LIFE (at Full Load): 10,000 Cycles Make & Break
9. DESIGNATE MAJOR FEATURE:



REV.	ECN No.	DESCRIPTION	DATE	CHKD
A	11638	RELEASED FOR PRODUCTION	1/22/03	CB

TITLE	SCALE	DATE	DR	DWG	REV
TL2201 DA X A /1CF BLK (MOMENTARY)	2:1	--	--	XP00974	A

**E-SWITCH®**

THE INFORMATION CONTAINED IN THIS DOCUMENT IS PROPRIETARY TO E-SWITCH AND IS NOT TO BE COPIED OR TRANSMITTED