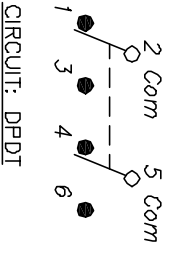


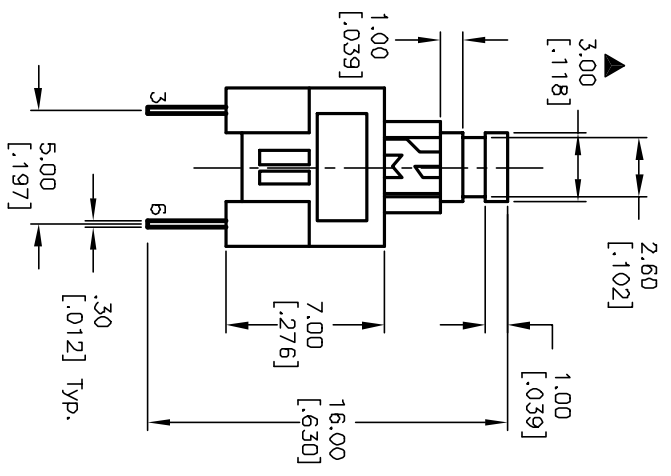
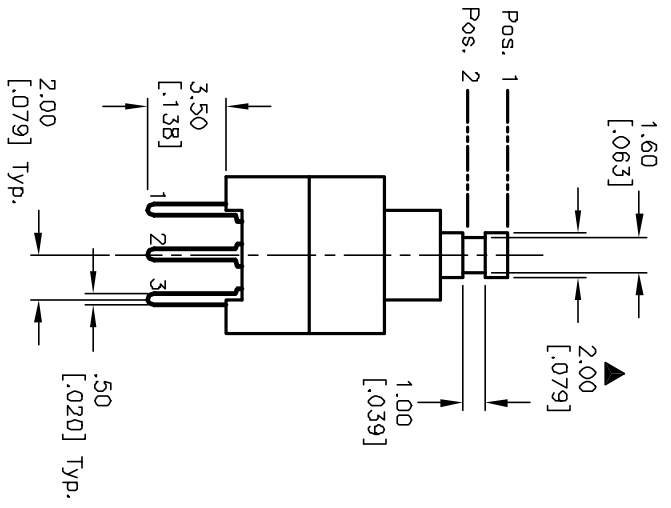
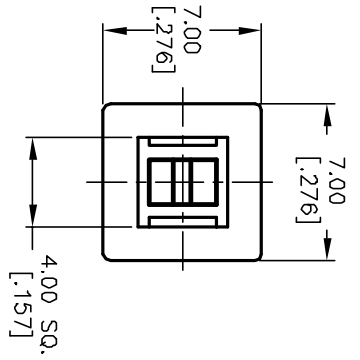
RECOMMENDED P.C.B. LAYOUT

CONNECTED TERM. #	FUNCTION	POS. 1	POS. 2
2-1,5-4	NORMALLY CLOSED		
2-3,5-6	NORMALLY OPEN		
2,5	COMMON		



NOTES:

1. ALL DIMENSIONS IN MM [INCH]
2. GENERAL TOLERANCE: X.X=±0.4 X.XX=±0.25
3. TERM. NOS. FOR REF. ONLY
4. RATING: 0.1A @30V DC
5. TIMING: Non-Shorting
6. TRAVEL: Full: 1.8mm, Lock: 1.0mm
7. OPERATING FORCE: 100±50gf.
8. ELECTRICAL LIFE: 10,000 CYCLES MAKE & BREAK CYCLES AT FULL LOAD.
9. DESIGNATE MAJOR.



REV.	ECN No.	DESCRIPTION	DATE	CHK'D
A	11627	RELEASED FOR PRODUCTION	8/27/01	CB

TITLE	SCALE	DATE	DR	DWG	REV
TL 2230 DA F100 (MENTARY)	3:1	8/27/01	CB	D310403	A



THE INFORMATION CONTAINED IN THIS DOCUMENT IS PROPRIETARY TO E-SWITCH AND IS NOT TO BE COPIED OR TRANSMITTED