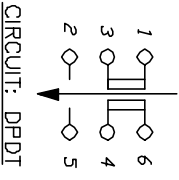


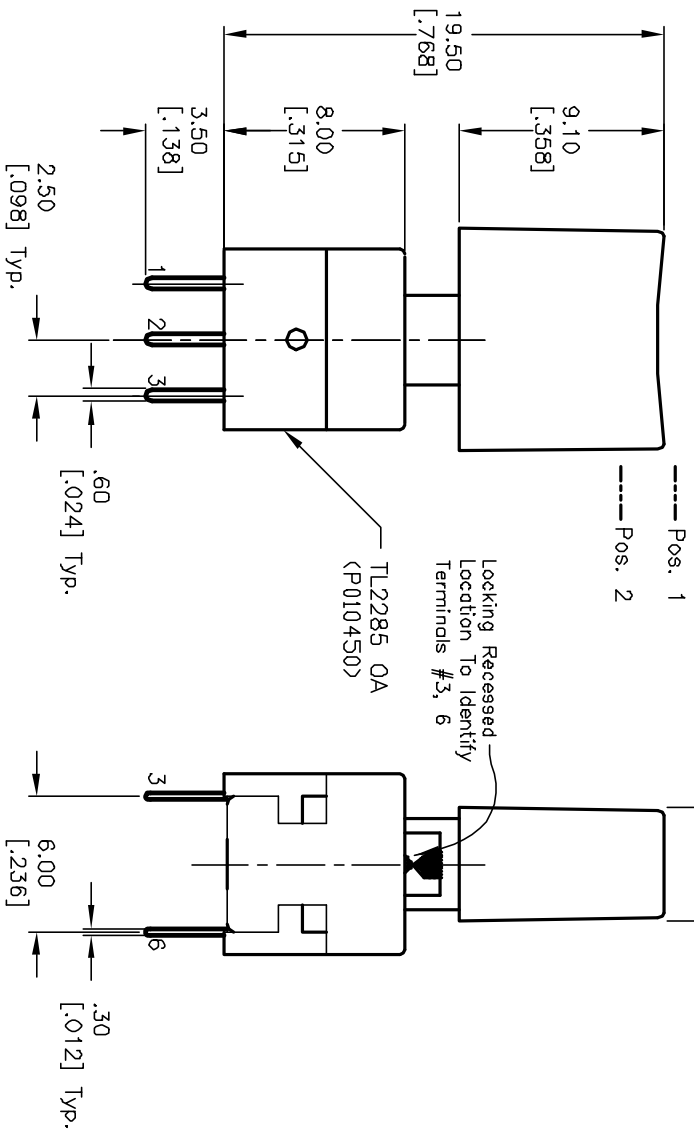
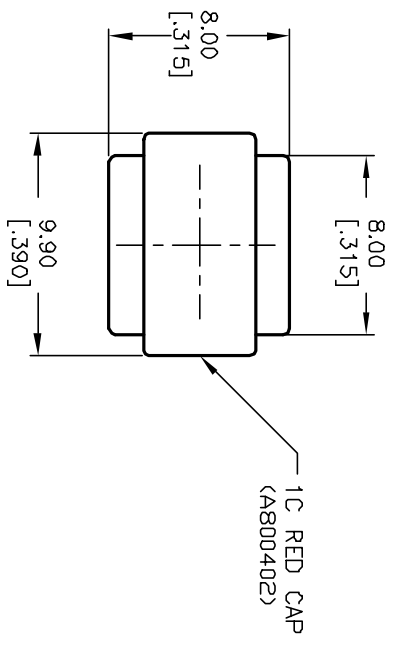
RECOMMENDED P.C.B. LAYOUT

| SWITCH FUNCTION |         |
|-----------------|---------|
| PDS 1           | PDS 2   |
|                 |         |
| 3-1,4-6         | 3-2,4-5 |
| ( ) =Momentary  |         |



NOTES:

1. ALL DIMENSIONS IN MM [INCH]
2. GENERAL TOLERANCE: X.X=±0.4  
X.XX=±0.25
3. TERM. NOS. FOR REF. ONLY
4. RATING: 0.1A @30V
5. CONTACT RESISTANCE: 100MILLI-OHMS max.
6. TIMING: Non-Shorting
7. TRAVEL: Full: 2.5mm, Lock: 1.5mm
8. OPERATING FORCE: 200±80gf. Typical
9. ELECTRICAL LIFE: 10,000 CYCLES MAKE & BREAK CYCLES AT FULL LOAD.
10. ▲ DESIGNATE MAJOR:



|      |         |                         |          |       |
|------|---------|-------------------------|----------|-------|
| REV. | ECN No. | DESCRIPTION             | DATE     | CHK'D |
| A    | 11782   | RELEASED FOR PRODUCTION | 10/23/01 | CB    |

|                     |       |          |    |         |     |
|---------------------|-------|----------|----|---------|-----|
| TITLE               | SCALE | DATE     | DR | DWG     | REV |
| TL 2285 DA / 1C-RED | 3:1   | 10/23/01 | CB | XP0224A | A   |

THE INFORMATION CONTAINED IN THIS DOCUMENT IS PREPARED BY E-SWITCH AND IS NOT TO BE COPIED OR TRANSMITTED