


59025 Firecracker Features and Benefits



Features

- 2 part magnetically operated proximity sensor
- UL recognised
- Choice of normally open, normally closed or change over contacts
- Customer defined sensitivity
- Choice of cable length and connector

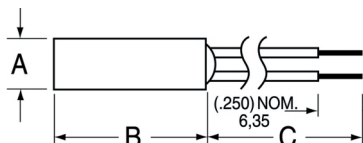
Benefits

- Quick and easy to install
- No standby power requirement
- Operates through non-ferrous materials such as wood, plastic or aluminium
- Hermetically sealed, magnetically operated contacts continue to operate long after optical and other technologies fail due to contamination

Applications

- Position and limit sensing
- Security
- Level sensing
- Linear actuators

DIMENSIONS (in) mm



	A Max	B Max	C NOM.
57025	(.245) 6,22	(1.000) 25,40	-
59025	(.245) 6,22	(1.000) 25,40	Table 3 ± (.393) 10,00

SCHEMATICS	Switch Type
	1 & 2
	3
	4

CUSTOMER OPTIONS - Switching Specifications

TABLE 1			Normally Open	Normally Open High Voltage	Change Over	Normally Closed
Contact Type			1	2	3	4
Switch Type						
Voltage	Power	Watt - max.	10	10	5	5
	Switching	Vdc - max.	200	300	175	175
Current	Breakdown	Vdc - min.	250	450	200	200
	Switching	A - max.	0.5	0.5	0.25	0.25
Resistance	Carry	A - max.	1.2	1.5	1.5	1.5
	Contact, Initial	Ω - max.	0.2	0.2	0.2	0.2
Capacitance	Insulation	Ω - min.	10 ¹⁰	10 ¹⁰	10 ⁷	10 ⁷
	Contact	pF - typ.	0.3	0.2	0.3	0.3
Temperature	Operating	°C	-40 to +105	-20 to +105	-40 to +105	-40 to +105
	Storage	°C	-65 to +105	-65 to +105	-65 to +105	-65 to +105
Time	Operate	ms - max.	1.0	1.0	3.0	3.0
	Release	ms - max.	1.0	1.0	3.0	3.0
Shock	11ms 1/2 sine	G - max.	100	100	50	50
Vibration	50-2000 Hz	G - max.	30	30	30	30

CUSTOMER OPTIONS - Sensitivity, Cable Length and Termination Specification

TABLE 2								
Sensitivity Options:- Activate Distances are approximate using Hamlin 57025 actuator as illustrated Switch AT before modification								
Select Option	S		T		U		V	
Switch Type	Pull In AT Range	Activate Distance d (in) mm	Pull In AT Range	Activate Distance d (in) mm	Pull In AT Range	Activate Distance d (in) mm	Pull In AT Range	Activate Distance d (in) mm
1 Normally Open	12-18	(.315)	17-23	(.236)	22-28	(.197)	27-33	(.157)
2 High Voltage		8.0		6.0		5.0		4.0
3 Change Over		(.276)		(.216)		(.177)		
4 Normally Closed	15-20	7.0	20-25	5.5	25-30	4.5		

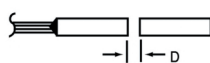


TABLE 3	
Cable Type:- 24 AWG 7/32 PVC 105°C UL1430/UL1569	
Standard Lengths	
SELECT OPTION	CABLE LENGTH (in) mm
01	(3,94) 100
02	(11,81) 300
03	(19,69) 500
04	(29,53) 750
05	(39,37) 1000

TABLE 4		
Termination Options:-		
SELECT OPTION	DESCRIPTION (2 WIRE VERSIONS ILLUSTRATED)	
A or F	Tinned or untinned leads	
B	Crimped terminals	
C	6.35mm fastons	
D	AMP MTE 2.54mm pitch	
E	JST XHP 2.5mm pitch	

ORDERING INFORMATION

59025 - X - X - XX - X

Series 59025

Switch Type

Sensitivity

Cable Length

Termination

Table 1

Table 2

Table 3

Table 4

Hamlin USA Tel: +1 920 648 3000 • Fax: +1 920 648 3001 • Email: sales.us@hamlin.com
 Hamlin UK Tel: +44 (0)1379 649700 • Fax: +44 (0)1379 649702 • Email: sales.uk@hamlin.com
 Hamlin Germany Tel: +49 (0) 6181 953660 • Fax: +49 (0) 6181 9536666 • Email: sales.de@hamlin.com
 Hamectrol France Tel: +33 (0) 1 4687 0202 • Fax: +33 (0) 1 4686 6786 • Email: sales.fr@hamlin.com

DETAILS PROVIDED ON THIS DATA SHEET ARE PROVIDED FOR INFORMATION PURPOSES ONLY AND SHOULD NOT BE RELIED UPON AS BEING ACCURATE FOR ANY PARTICULAR PURPOSE. Product performance may be affected by the application to which the product is put. Upon request, HAMLIN will assist purchasers by providing information specific to any particular application. HAMLIN disclaims any and all liability whatsoever for any purchaser's reliance upon the information contained on this data sheet without further consultation with authorised representatives of HAMLIN.