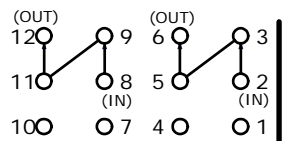
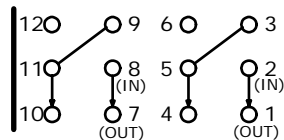


SWITCH FUNCTION		
POS. 1	POS. 2	POS. 3
ON	OFF	(ON)
2-3, 5-6, 8-9, 11-12	OPEN	2-1, 5-4, 8-7, 11-10



POS. 1

OPEN



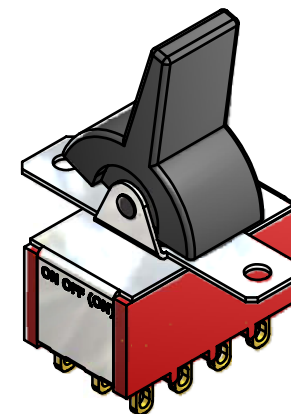
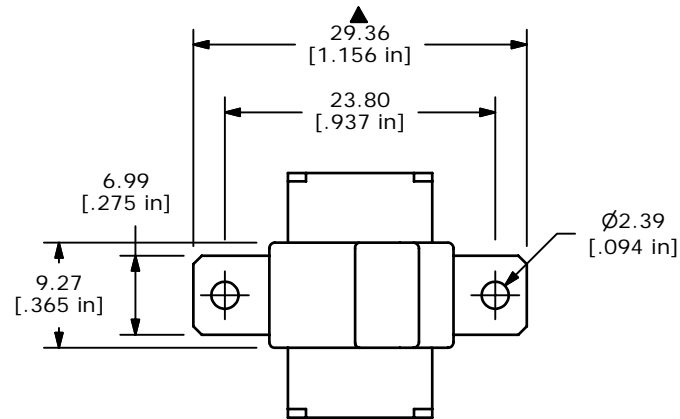
POS. 3

4PDT 3 WAY CIRCUIT

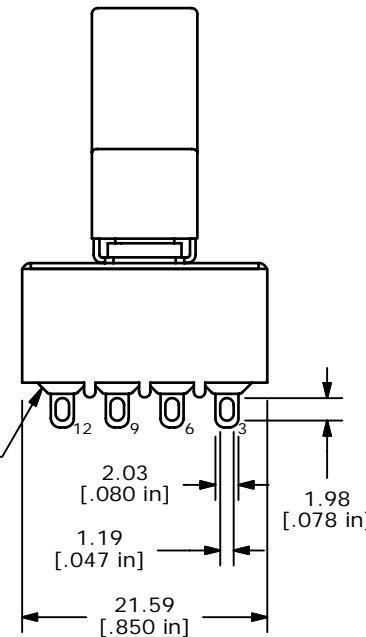
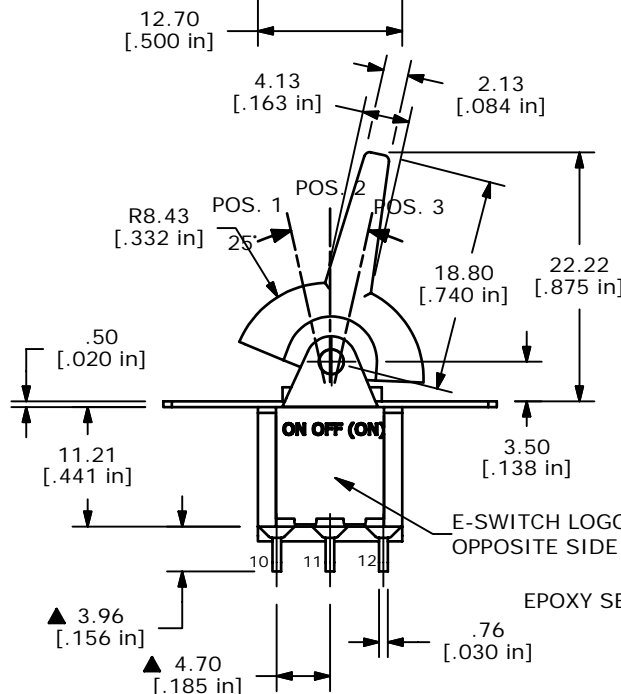
NOTE: JUMPER PIN 3 TO 5, 9 TO 11

NOTE:

1. ALL DIMENSIONS IN MM [INCH]
2. GENERAL TOLERANCE: X.X=±0.4
X.XX=±0.25
3. TERMINAL NUMBERS FOR REF ONLY
- ▲4. PLATING MATERIAL: SILVER
5. RATING: 2A @250VAC, 5A @120VAC OR 28VDC
6. ELECTRIC LIFE: 40,000 MAKE-AND-BREAK CYCLES AT FULL LOAD.
7. INSULATION RESISTANCE: 1,000 MEGA-OHM MIN.
8. DIELECTRIC STRENGTH: 1,000 V RMS @SEA LEVEL.
9. OPERATING TEMP.: -30°C to 85°C
10. ▲ DENOTES CRITICAL PARAMETER.
11. 2002/95/EC (ROHS) COMPLIANT
12. PACKAGE: BAG/25 PIECES PER



ISOMETRIC



E-SWITCH®

B	16960	ADDED SWITCH POS. TO DRAWING	2/5/07	TN
A	16948	RELEASED FOR PRODUCTION	2/1/07	TN
REV	PCR NO	DESCRIPTION	DATE	BY

TITLE 3004P5R2BLKM1QE				
SCALE	DATE	DR	DWG	REV
1.5:1	2/5/2007	TN	T346019	B

THE INFORMATION CONTAINED IN THIS DOCUMENT IS PROPRIETARY TO E-SWITCH AND IS NOT TO BE COPIED OR TRANSFERRED