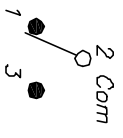


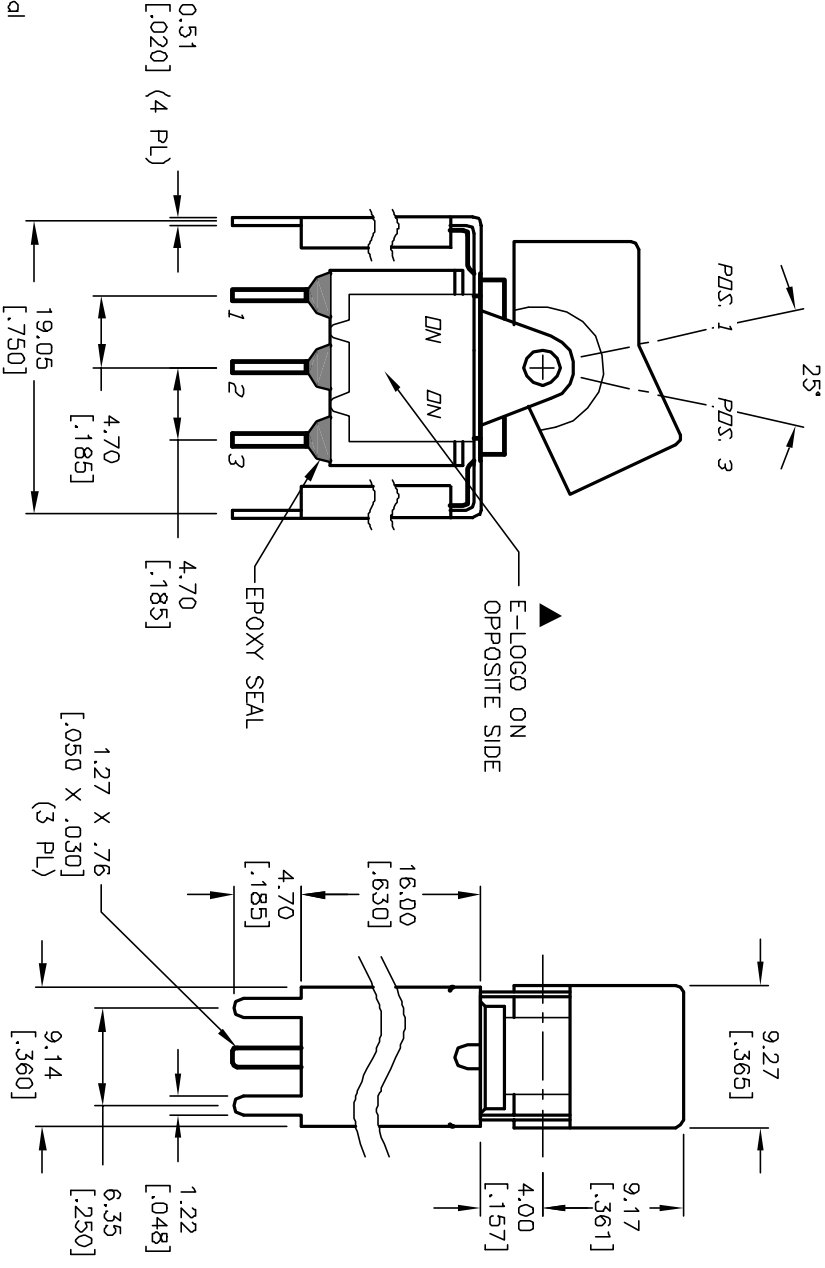
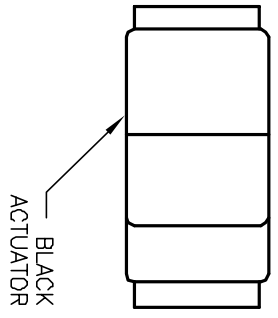
RECOMMENDED PCB LAYOUT
SCALE 2X



SWITCH FUNCTION			
PDS. 1	PDS. 2	PDS. 3	
DN	NONE	DN	
2-3	OPEN	2-1	

NOTES:

1. ALL DIMENSIONS IN MM [INCH]
2. GENERAL TOLERANCE: X.XX=±0.4 X.XX=±0.25
3. TERM. NOS. FDR REF. ONLY
4. RATING: 5A @120VAC OR 28VDC 2A @250VAC
5. MATERIAL: FIXED TERMINAL & MOVING CONTACT
Copper Alloy w/Silver Platte
6. CONTACT RESISTANCE: 10mILLI Ohms max initial @2-4VDC, 100mA for AG & AU
7. ELECTRICAL LIFE: 50,000 make-and-break cycles at full load.
8. INSULATION RESISTANCE: 1,000M ohm min.
9. DIELECTRIC STRENGTH: 1000V RMS @sea level
10. OPERATING TEMP.: -30°C to 85°C



REV.	ECN No.	DESCRIPTION	DATE	CHKD
A	12333	RELEASED FOR PRODUCTION	8/6/01	CJB

TITLE	SCALE	DATE	DR	DWG	REV
300 SP-1 J1 BLK VSS Q E	2:1	7/31/02	CJB	T311056	A



THE INFORMATION CONTAINED IN THIS DOCUMENT IS PROPRIETARY TO E-SWITCH AND IS NOT TO BE COPIED OR TRANSFERRED