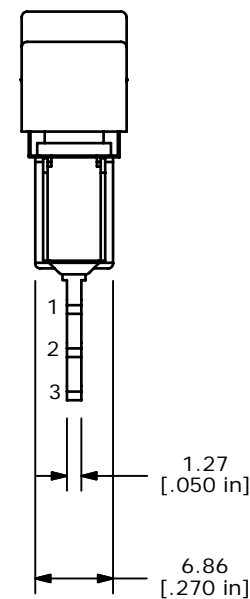
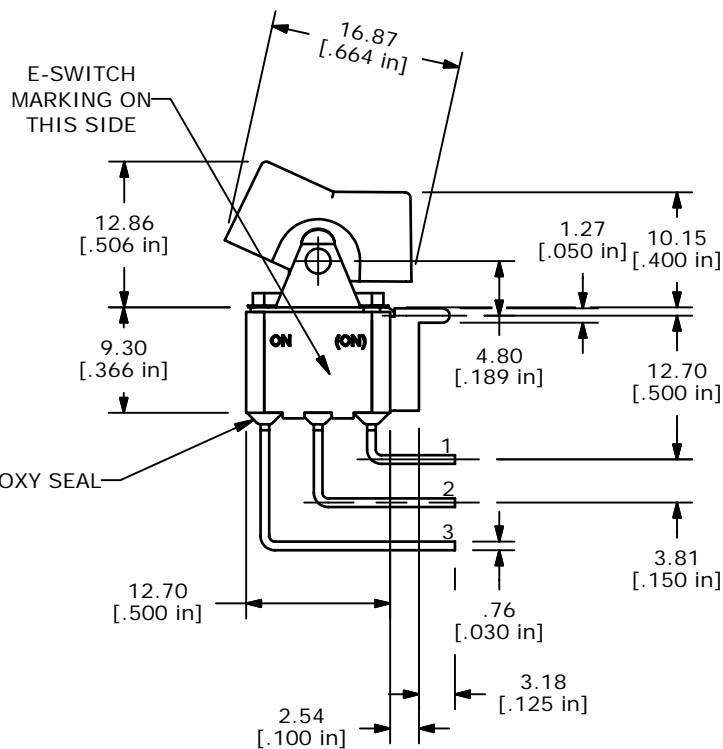
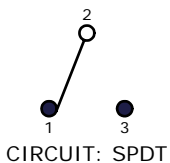


ISOMETRIC

SWITCH FUNCTION		
POS. 1	POS. 2	POS. 3
ON	NONE	(ON)
2-3	N/A	2-1

MOMENTARY=(ON)



- NOTE:
1. ALL DIMENSIONS IN MM [INCH]
  2. GENERAL TOLERANCE: X.X=±0.4  
X.XX=±0.25
  3. TERMINAL NUMBERS FOR REF ONLY
  - ▲ 4. PLATING MATERIAL: SILVER
  5. RATING: 2A @250VAC  
5A @120VAC OR 28VDC
  6. ELECTRIC LIFE: 40,000 make-and-break cycles at full load.
  7. INSULATION RESISTANCE: 1,000 MΩ min.
  8. DIELECTRIC STRENGTH: 1,000 V RMS @sea level.
  9. OPERATING TEMP.: -30°C to 85°C
  10. ▲ DENOTES CRITICAL PARAMETER.

C	15215	CHANGED SWITCH FUNCTION TO N/A	8/30/05	PH
B	15169	CHANGED TEXT & DIMENSION	8/12/05	PV
A	15010	RELEASED FOR PRODUCTION	6/29/05	JB
REV	PCR NO	DESCRIPTION	DATE	BY

THE INFORMATION CONTAINED IN THIS DOCUMENT IS PROPRIETARY TO E-SWITCH AND IS NOT TO BE COPIED OR TRANSFERRED

**E-SWITCH®**

TITLE 300SP2J1BLKM7QE

SCALE	DATE	DR	DWG	REV
1.5:1	6/29/2005	JB	T305002	C