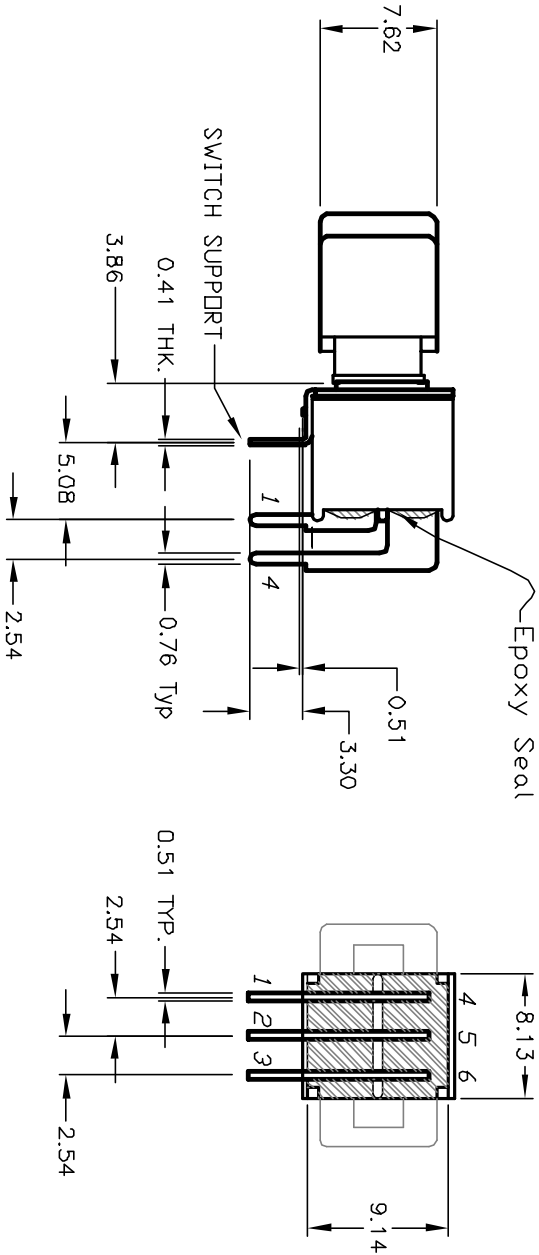
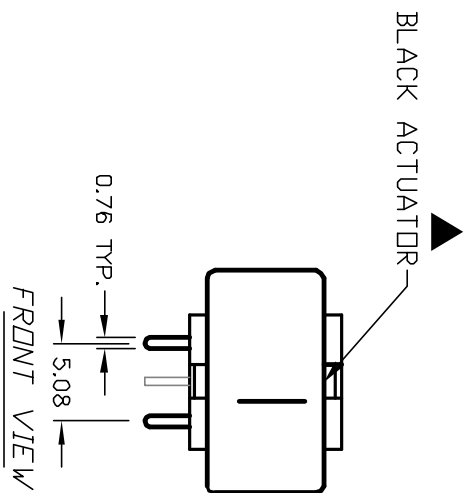
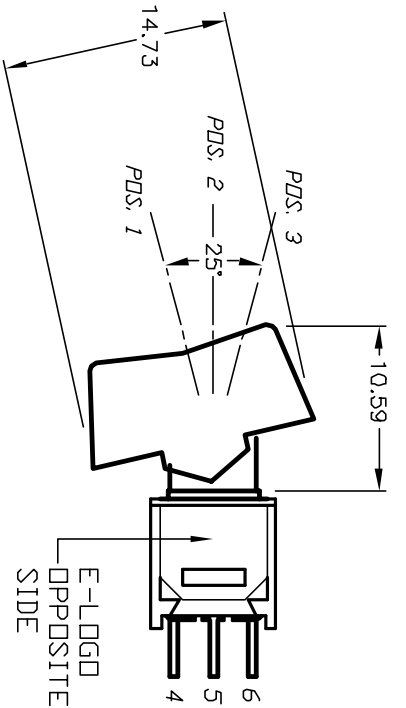


SWITCH FUNCTION		
POS. 1	POS. 2	POS. 3
DN	NONE	DN
2-3,5-6	OPEN	2-1,5-4

NOTES:

1. ALL DIMENSIONS IN MM
2. GENERAL TOLERANCE: X.X=±0.4
X.XX=±0.25
3. TERM. NOS. FOR REF. ONLY
4. CONTACT RATING: 0.4VA @20V AC OR DC MAX.
5. FIXED TERMINAL & MOVING CONTACT:
COPPER ALLOY w/ Gold plate over Nickel plate.
6. ELECTRIC LIFE: 30,000 make-and-break cycles at full load.
7. INSULATION RESISTANCE: 1,000 M ohm min.
8. DIELECTRIC STRENGTH: 1,000 V RMS @sea level.
9. OPERATING TEMP.: -30°C to +85°C



REV.	ECN No.	DESCRIPTION	DATE	CHKD
A	12341	REVISED AND REDRAWN	8/2/02	CJB

TITLE	SCALE	DATE	DR	DWG	REV
400 MDP-1 R1 (BLK) M6 RE (GOLD CONTACTS)	2:1	10/7/02	CJB	T421010	A

E-SWITCH®

THE INFORMATION CONTAINED IN THIS DOCUMENT IS PROPRIETARY TO E-SWITCH AND IS NOT TO BE COPIED OR TRANSMITTED