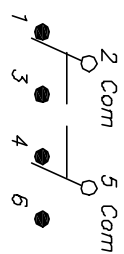


RECOMMENDED P.C.B. LAYOUT

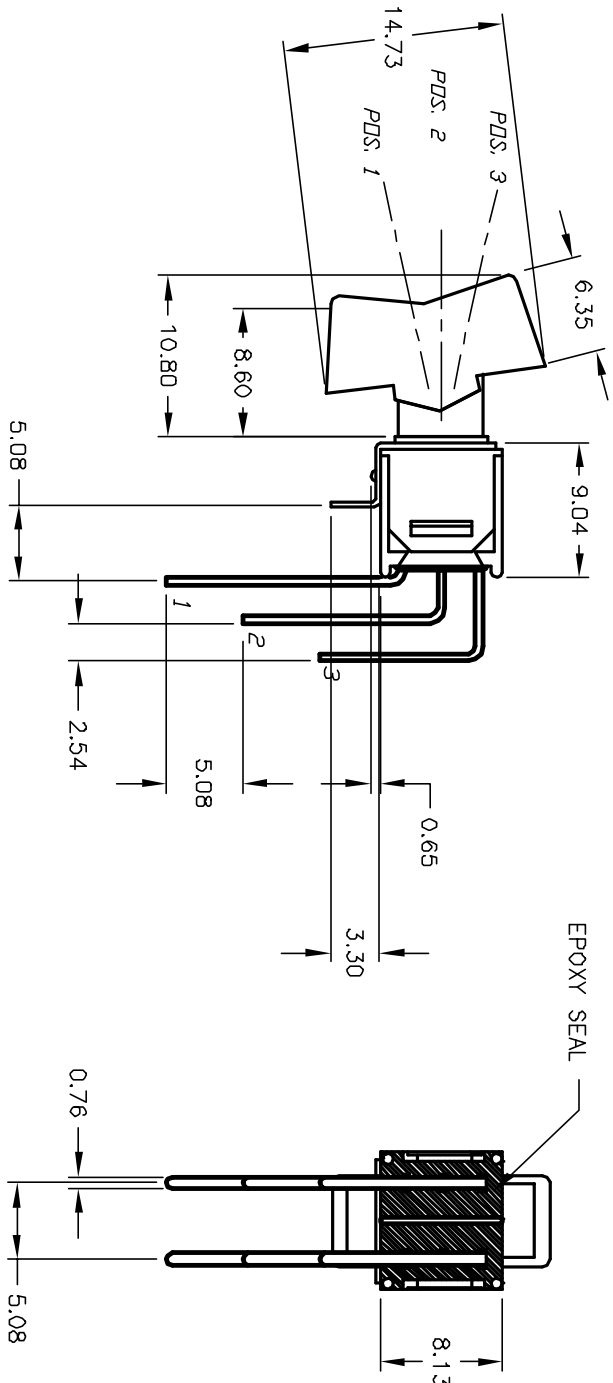
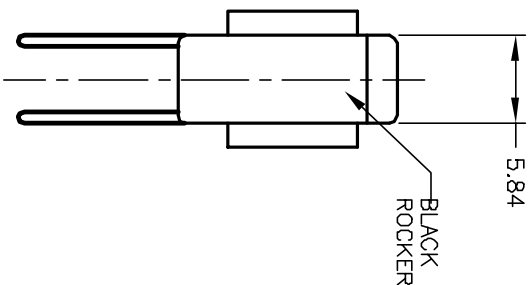


CIRCUIT: DPDT  
CONTACT CONFIGURATION

SWITCH FUNCTION		
PDS: 1	PDS: 2	PDS: 3
DN	DNF	DN
2-3,5-6	OPEN	2-1,5-4

NOTES:

1. ALL DIMENSIONS IN MM
2. GENERAL TOLERANCE: X.X=±0.4  
X.XX=±0.25
3. TERM. NOS. FOR REF. ONLY
4. RATING: 3A @120VAC, OR 28VDC  
1A @250VAC
5. FIXED TERMINAL/MOVING CONTACT MATERIAL:  
COPPER ALLOY w/SILVER PLATING
6. ELECTRIC LIFE: 30,000 make-and-break cycles  
at full load.
7. INSULATION RESISTANCE: 1,000 M ohm min.
8. DIELECTRIC STRENGTH: 1,000 V RMS @sea level.
9. OPERATING TEMP. -30°C to +85°C
10. ▲ DESIGNATE MAJOR FEATURE



**E-SWITCH®**

A	12074	RELEASED FOR PRODUCTION	4/18/02	CJB
REV.	ECN NO.	DESCRIPTION	DATE	CHKD

TITLE		SCALE	DATE	DR	DWG	REV
400 MDP-3 R6 (BLK) M7 QE		2:1	2/8/02	CJB	T429000	A

THE INFORMATION CONTAINED IN THIS DOCUMENT IS PROPRIETARY TO E-SWITCH AND IS NOT TO BE COPIED OR TRANSMITTED