

CA Series Illuminated Power Rocker Switches

Features/Benefits


- 15 AMPS @ 125 V AC
- Illuminated actuator
- Various actuator styles

Typical Applications

- Power outlet strips
- Appliances
- Handling and packaging machines
- RoHS compliant



Specifications

CONTACT RATING: 15 AMPS @ 125 V AC; 10 AMPS @ 250 V AC; 1/4 HP @ 125 V AC or 250 V AC .

ELECTRICAL LIFE: 10,000 make-and-break cycles at full load.

LAMP LIFE: 25,000 hours typ.

INSULATION RESISTANCE: $10^9 \Omega$ min.

DIELECTRIC STRENGTH: 1,000 Vrms min. @ sea level.

Materials

HOUSING: 6/6 nylon (UL 94V-2), black.

ACTUATOR: Polycarbonate (UL 94V-2), red.

CONTACTS: Coin silver, silver plated.

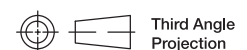
OPERATING TEMPERATURE: -30°C to +85°C

NOTE: Specifications and materials listed above are for switches with standard options. For information on specific and custom switches, consult Customer Service Center.

Build-A-Switch

To order, simply select desired option from each category and place in the appropriate box. Available options are shown and described on pages H-110 through H-112. For additional options not shown in catalog, consult Customer Service Center.

<div style="border: 1px solid black; width: 100px; height: 20px; display: inline-block;"></div> <div style="border: 1px solid black; width: 100px; height: 20px; display: inline-block;"></div> <div style="border: 1px solid black; width: 100px; height: 20px; display: inline-block;"></div> <div style="border: 1px solid black; width: 100px; height: 20px; display: inline-block;"></div> <div style="border: 1px solid black; width: 100px; height: 20px; display: inline-block;"></div> <div style="border: 1px solid black; width: 100px; height: 20px; display: inline-block;"></div> <div style="border: 1px solid black; width: 100px; height: 20px; display: inline-block;"></div> <div style="border: 1px solid black; width: 100px; height: 20px; display: inline-block;"></div> <div style="border: 1px solid black; width: 100px; height: 20px; display: inline-block;"></div> <div style="border: 1px solid black; width: 100px; height: 20px; display: inline-block;"></div>	
Switch Function CA04 SPST, On-Off CA24 DPST, On-Off	Actuator J1 Rocker J7 Curved rocker Actuator Color 3 Red translucent 5 Yellow translucent 6 Green translucent Lamp Voltage 7 125 V neon 8 250 V neon Housing Color 2 Black 1 White Terminations 07 Quick connect Actuator Markings NONE No markings D ON-OFF H 0 P 0 - Contact Material Q Silver



Dimensions are shown: Inch (mm)
Specifications and dimensions subject to change






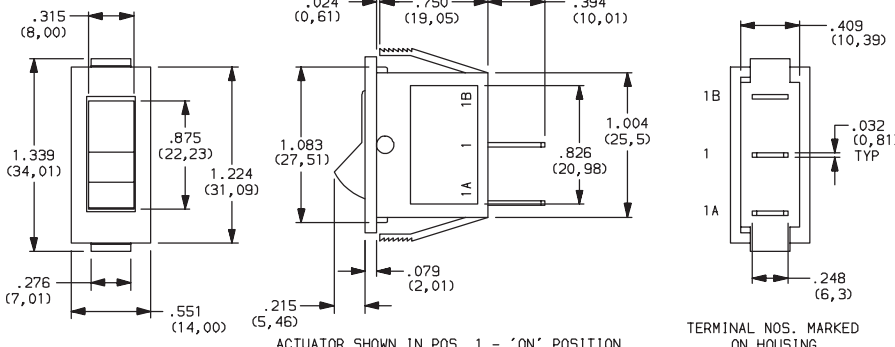
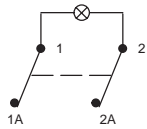
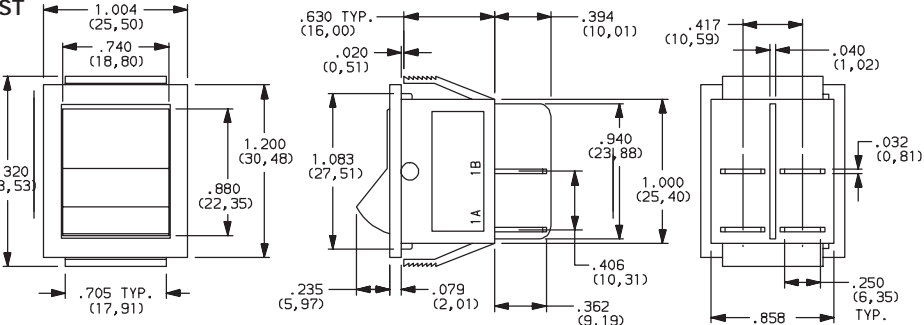
Rocker





H


CA Series Illuminated Power Rocker Switches

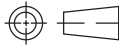
SWITCH FUNCTION

NO. POLES	MODEL NO.	SWITCH FUNCTION		CONNECTED TERMINALS		SCHEMATIC
		POS. 1	POS. 2	POS. 1	POS. 2	
						
SP	CA04	ON	OFF	1-1A	OPEN	 SPST
<div> <div>SPST</div> <div>  </div> <div> Part number shown: CA04J137207Q </div> </div>						
DP	CA24	ON	OFF	1-1A, 2-2A	OPEN	 DPST
<div> <div>DPST</div> <div>  </div> <div> Part number shown: CA24J137207Q </div> </div>						

See CONTACT MATERIAL section, page H-112, for complete contact ratings and agency approvals.
 Contacts make on side opposite actuator thrown.
 All models   with all options.

Rocker





Third Angle
Projection

Dimensions are shown: Inch (mm)

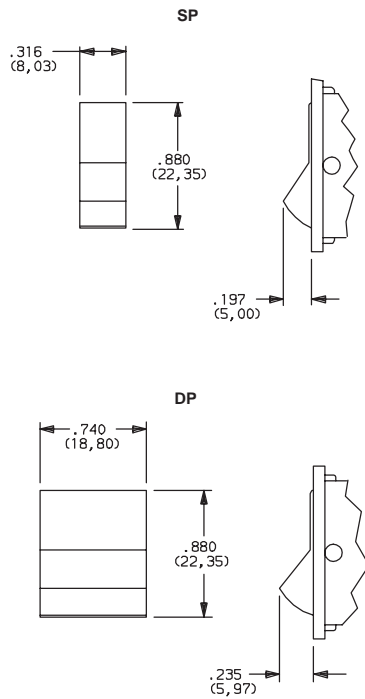
Specifications and dimensions subject to change

CA Series Illuminated Power Rocker Switches

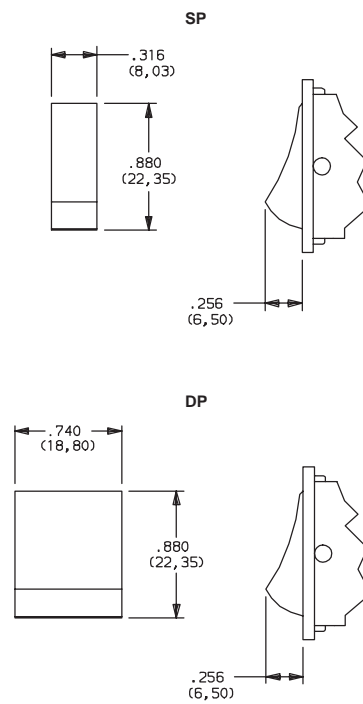
ACTUATOR



J1 ROCKER



J7 CURVED ROCKER



ACTUATOR COLOR



OPTION CODE	ACTUATOR COLOR
3	RED TRANSLUCENT
5	YELLOW
6	GREEN

NOTE: Special colors available, consult Customer Service Center.

NEON LAMP VOLTAGE



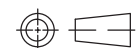
- 7 125 V NEON
- 8 250 V NEON

HOUSING COLOR



OPTION CODE	HOUSING COLOR
2	BLACK
1	WHITE

NOTE: Housing frame finish: matte. Special colors available, consult Customer Service Center.



Third Angle
Projection

Dimensions are shown: Inch (mm)
Specifications and dimensions subject to change

Rocker

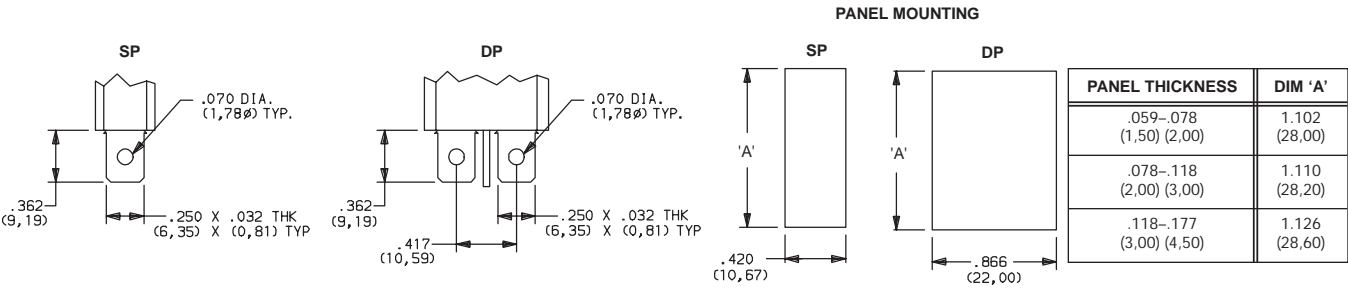


H

CA Series Illuminated Power Rocker Switches

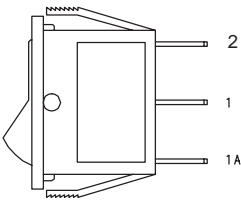
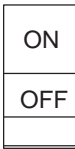
TERMINATIONS

07 QUICK CONNECT



ACTUATOR MARKINGS

NONE NO MARKING D ON-OFF H O I P O -



Marking color white, standard for all actuator colors except yellow. Marking color black, standard for yellow actuators. Consult Customer Service Center for other available markings and colors.

NOTE: Orientation of actuator markings and terminals

CONTACT MATERIAL

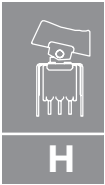
OPTION CODE	CONTACT AND TERMINAL MATERIAL	RATINGS	
		POWER	15 AMPS @ 125 V AC; 10 AMPS @ 250 V AC; 1/4 HP @ 125 V AC or 250 V AC (UL/CSA).
Q	SILVER ¹		

* Note: See Technical Data section of this catalog for RoHS compliant and compatible definitions and specifications.

¹ CONTACTS: Coin silver, silver plated.
TERMINALS: Copper, silver plated.

All models with all options.

Rocker



Dimensions are shown: Inch (mm)
Specifications and dimensions subject to change

www.ck-components.com