

JA Series Rocker Switches

Features/Benefits

- Right angle PCB mounting
- Cost-effective solution
- RoHS compliant

Typical Applications

- Modems
- Entertainment devices
- Computer printers



Models Available

Specifications

CONTACT RATING: Q contact material: 2 AMPS @ 125 V AC; 1 AMP @ 250 V AC (UL/CSA). See page H-115 for additional ratings.
 ELECTRICAL LIFE: 10,000 make-and-break cycles at full load.
 CONTACT RESISTANCE: Below 20 m Ω typ. initial @ 2-4 V DC, 100 mA.
 INSULATION RESISTANCE: 10⁹ Ω min.
 DIELECTRIC STRENGTH: 1,000 Vrms min. @ sea level.
 OPERATING TEMPERATURE: -30°C to 85°C

NOTE: Any models supplied with Q contact material are RoHS compliant.

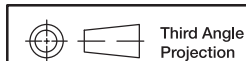
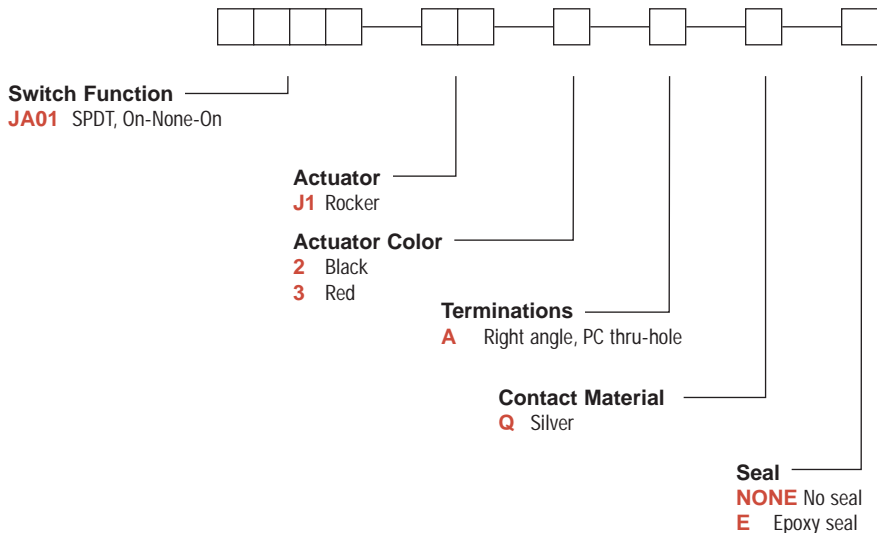
NOTE: Specifications and materials listed above are for standard switches. For information on specific and custom switches, consult Customer Service Center.

Materials

HOUSING & ACTUATOR SUPPORT: 6/6 nylon (UL 94V-2), black.
 ACTUATOR: 6/6 nylon (UL 94V-2), black.
 PLUNGER: Glass filled polyester (UL 94V-0).
 CONTACTS & TERMINALS: Q contact material: Copper, silver plated. See page H-115 for additional contact materials.
 SWITCH SUPPORT TERMINALS: Brass, tin plated (not electrically connected).
 CONTACT SPRING: Music wire or stainless steel.
 TERMINAL SEAL: Epoxy.

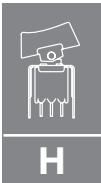
Build-A-Switch

To order, simply select desired option from each category and place in the appropriate box. Available options are shown and described on pages H-114 and H-115. For additional options not shown in catalog, consult Customer Service Center.



Dimensions are shown: Inch (mm)
 Specifications and dimensions subject to change

Rocker



JA Series Rocker Switches

SWITCH FUNCTION

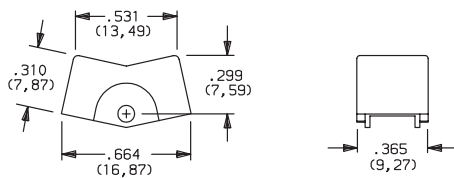
NO. POLES	MODEL NO.	SWITCH FUNCTION			CONNECTED TERMINALS			SCHEMATIC
		POS. 1	POS. 2	POS. 3	POS. 1	POS. 2	POS. 3	
SP	JA01	ON	NONE	ON	2-3	N/A	2-1	<p>SPDT</p>
SPDT								Terminal Nos. For Reference Only

MOM. = MOMENTARY

Contact makes on opposite side actuator thrown.

ACTUATOR

J1 ROCKER

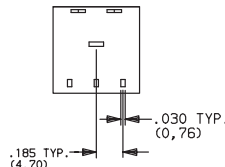
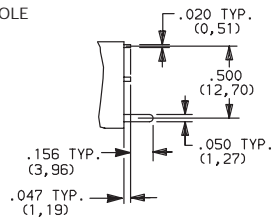


OPTION CODE	ACTUATOR COLOR
2	BLACK
3	WHITE

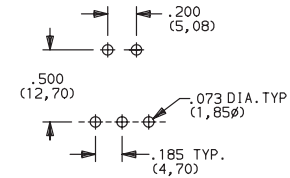
NOTE: Other colors available, consult Customer Service Center.

TERMINATIONS

A RIGHT ANGLE, PC THRU-HOLE



PC MOUNTING



CONTACT MATERIAL

OPTION CODE	CONTACT AND TERMINAL MATERIAL	RATINGS	
Q	SILVER ¹	POWER	2 AMPS @ 125 V AC; 1 AMP @ 250 V AC (UL/CSA).

* Note: See Technical Data section of this catalog for RoHS compliant and compatible definitions and specifications.

¹ CONTACTS & TERMINALS: Copper, silver plated.

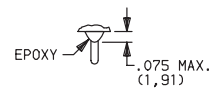
NOTE: Any models supplied with Q contact material are RoHS compliant.

All models with all options when ordered with 'Q' contact material.

SEAL

NONE NO SEAL

E EPOXY SEAL



Third Angle Projection
Dimensions are shown: Inch (mm)
Specifications and dimensions subject to change

Rocker



H

C&K