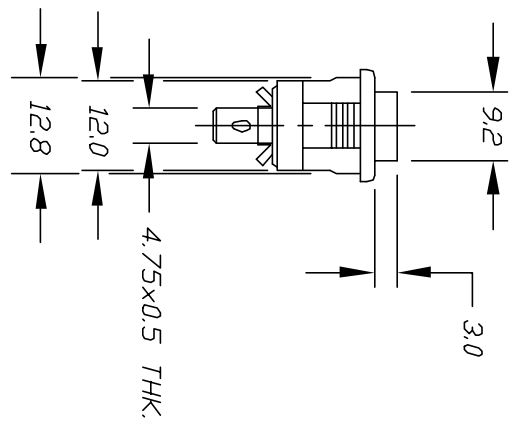
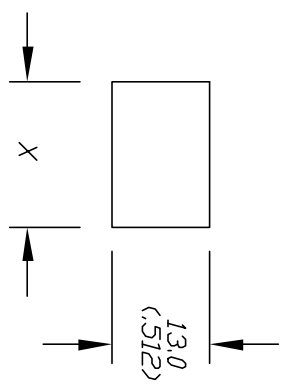


| | | | | | |
|---|---|---|---|---|---|
| F | X | A | B | C | D |
| | | | | | |

MARKING

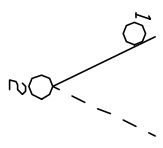


| ITEM | DESCRIPTION |
|---------|--------------|
| P300001 | RA 1066A-F-A |
| P300002 | RA 1066A-F-B |
| P300003 | RA 1066A-F-C |
| P300004 | RA 1066A-F-D |
| P300005 | RA 1066A-F-E |
| P300006 | RA 1066A-F-F |
| P300007 | RA 1066A-F-G |
| P300008 | RA 1066A-F-H |
| P300009 | RA 1066A-F-I |
| P300010 | RA 1066A-F-J |
| P300011 | RA 1066A-F-K |



RECOMMEND P.C.B. PANEL MOUNTING

| PANEL THICKNESS | X |
|-----------------------|-------------|
| 0.75-1.25 (.030-.049) | 19.2 (.756) |
| 1.25-2.0 (.049-.079) | 19.4 (.764) |



CIRCUIT: SPST

CONTACT CONFIGURATION

NOTES:

1. ALL DIMENSIONS IN MM (IN)
2. TERM. NDS. FOR REF ONLY

| REV. | DESCRIPTION | DATE | CHKD | TOLERANCES | SCALE | DATE | DR | DWG | REV |
|---|-------------------------|------|------|---------------|-------|---------|----|----------|-----|
| A | RELEASED FOR PRODUCTION | | | ±0.4 ±0.25 | 1:1 | 10/3/96 | MM | P3000000 | A |
| <p>E-SWITCH</p> <p>RA 1066A-F-X</p> | | | | | | | | | |
| <p>THE INFORMATION CONTAINED IN THIS DOCUMENT IS PROPRIETARY TO E-SWITCH AND IS NOT TO BE COPIED OR TRANSMITTED</p> | | | | | | | | | |