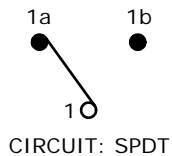


RECOMMENDED PANEL MOUNTING

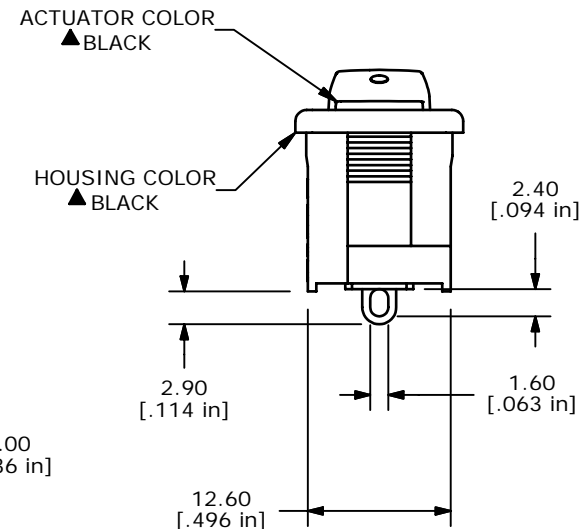
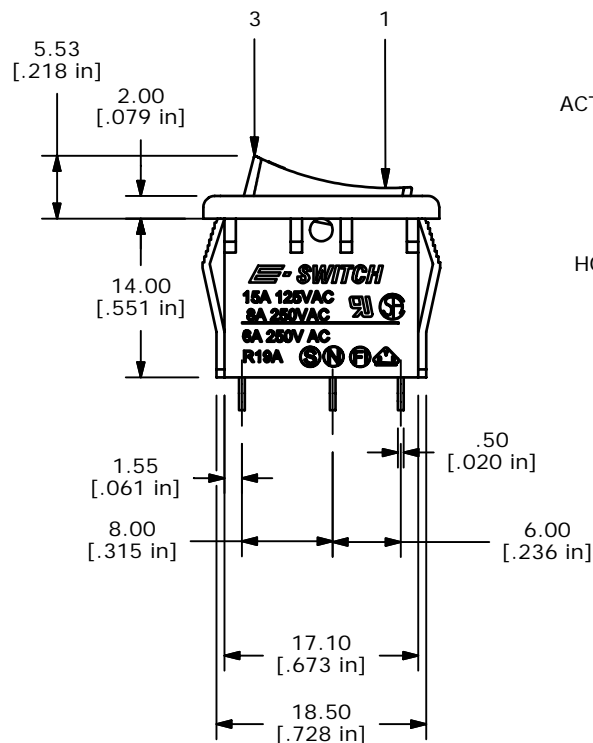

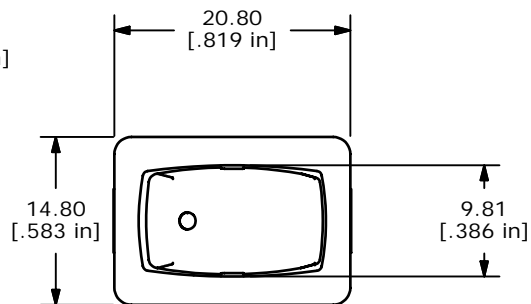
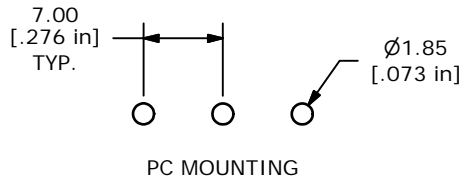
PANEL THICKNESS	X
0.75-1.25	19.20-19.30
1.25-2.00	19.30-19.40
2.00-3.00	19.50-19.60

SWITCH FUNCTION		
POS. 1	POS. 2	POS. 3
ON	OFF	ON
1a-1	OPEN	1-1b



NOTES:

- ALL DIMENSIONS IN MM [INCH]
- GENERAL TOLERANCE: X.X=±0.4
X.XX=±0.25
- TERM. NOS. FOR REF. ONLY
- RATING: 15A @125VAC;
8A @250VAC.
- ▲ LAMP VOLTAGE: NO LAMP
- MATERIAL:
CONTACT SURFACE: SILVER ALLOY.
TERMINAL: COPPER ALLOY W/SILVER PLATE
- ELECTRICAL LIFE: 10,000 CYCLES
- CONTACT RESISTANCE: <20 MILLI-OHMS INITIAL
- DIELECTRIC STRENGTH: >1,500V AC 1 MIN
- ▲ DENOTES CRITICAL PARAMETER.



B	15582	EDIT TERMINAL SPACE AND THK.	12/5/05	PH
A	15217	RELEASED FOR PRODUCTION	8/29/05	PH
REV	PCR NO	DESCRIPTION	DATE	BY

THE INFORMATION CONTAINED IN THIS DOCUMENT IS PROPRIETARY TO E-SWITCH AND IS NOT TO BE COPIED OR TRANSFERRED

TITLE R1966DBLKBLKAS				
SCALE	DATE	DR	DWG	REV
1.5:1	8/29/2005	PH	M309319	B