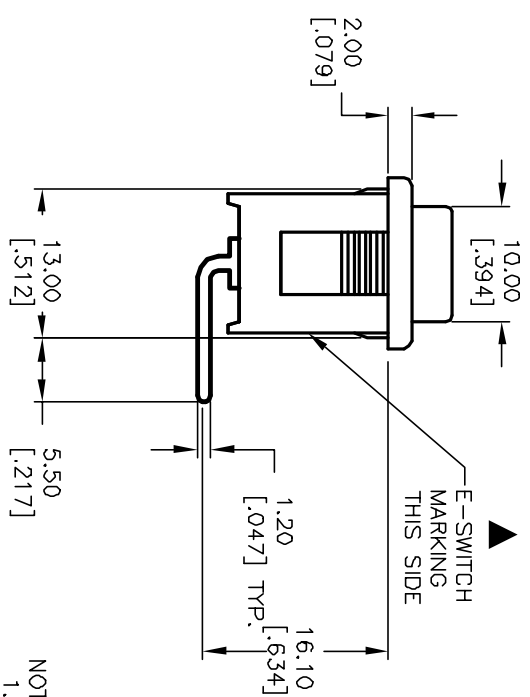
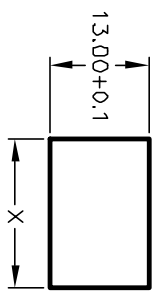


RECOMMENDED P.C.B. LAYOUT

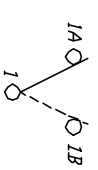


PANEL THICKNESS	X dimension
0.75-1.25 [.030-.049]	19.2-01 [7.56]
1.25-2.0 [.049-.079]	19.4-01 [7.64]
2.0-3.0 [.079-.118]	19.8-01 [7.80]



PANEL CUTOUT
NOT TO SCALE

SWITCH FUNCTION		
PDS, 1	PDS, 2	PDS, 3
DN	OFF	DN
1-1a	OPEN	1-1b



CIRCUIT: SPDT

NOTES:

1. ALL DIMENSIONS IN MM [INCH]
2. GENERAL TOLERANCE: X,X=±0.4 X,XX=±0.25
3. TERMINAL NOS. FOR REF ONLY,
4. RATING: 15A @ 125VAC OR 6A @ 250VAC
5. MATERIALS: TERMINALS: Silver Plated Copper Alloy CONTACTS: Coin Silver, Silver Plated
6. ELECTRIC LIFE: 10,000 cycles
7. CONTACT RESISTANCE: 10 MILLI-OHMS max. Typical Initial @ 2-4VDC
8. INSULATION RESISTANCE: >1000 Mega-OHMS
9. DIELECTRIC STRENGTH: >1500 V 1 minute >3000 V between poles

E-SWITCH®

REV.	ECN No.	DESCRIPTION	DATE	CHKD
A	12714	RELEASED FOR PRODUCTION	1/10/03	CB

TITLE	SCALE	DATE	DR	DWG	REV
R1966D BLK BLK BR	1.5:1	1/10/03	CB	M309321	A

THE INFORMATION CONTAINED IN THIS DOCUMENT IS PROPRIETARY TO E-SWITCH AND IS NOT TO BE COPIED OR TRANSMITTED