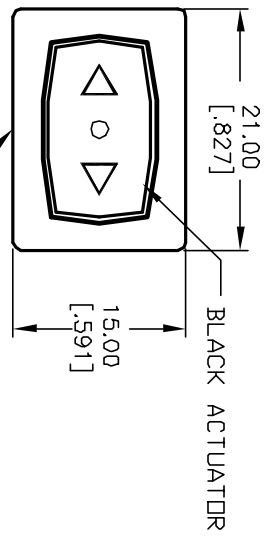
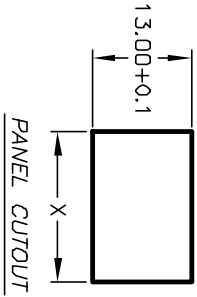
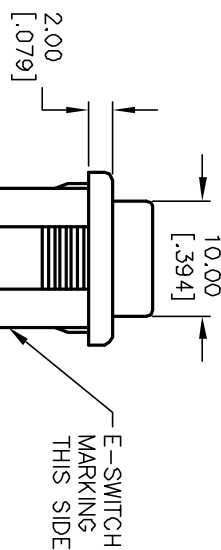
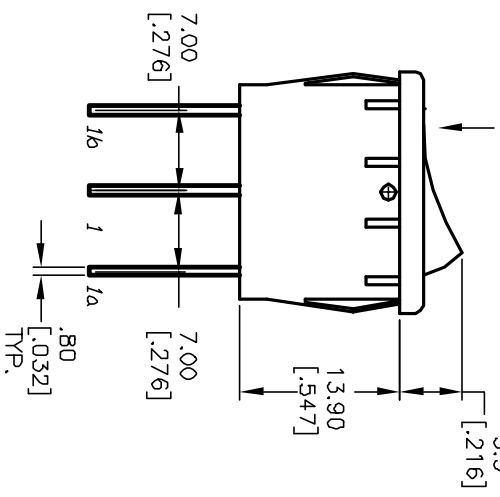


PANEL THICKNESS	X
0.75-1.25	[.030-.049] 19.2 [.756]
1.25-2.0	[.049-.079] 19.4 [.764]
2.0-3.0	[.079-.118] 19.8 [.780]



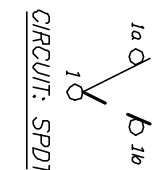
BLACK HOUSING

POS. 1



PANEL CUTOUT

SWITCH FUNCTION			
POS. 1	POS. 2	POS. 3	
DN	OFF	DN	
1a-1	DPEN	1-1b	



NOTES:

1. ALL DIMENSIONS IN MM [INCH]
2. GENERAL TOLERANCE: X.X=±0.4 X.XX=±0.25
3. TERMINAL NUMBERS FOR REF ONLY.
4. RATING: 15A @125VAC OR 6A @250VAC
5. MECHANICAL LIFE: 15,000 cycles
6. ELECTRICAL LIFE: 10,000 cycles
7. INSULATION RESISTANCE: >1000 Mega Ω
8. CONTACT RESISTANCE: <20 Mega Ω
9. DIELECTRIC STRENGTH: >1500 V 1 minute >3000 V between poles

# E-SWITCH®

R1966D BLK BLK HP

REV.	ECN No.	DESCRIPTION	DATE	CHKD
A	12528	RELEASED FOR PRODUCTION	10/31/02	CJB

TITLE	SCALE	DATE	DR	DWG	REV
R1966D BLK BLK HP	1.5:1	10/31/02	CB	M309311	A

THE INFORMATION CONTAINED IN THIS DOCUMENT IS PROPRIETARY TO E-SWITCH AND IS NOT TO BE COPIED OR TRANSFERRED