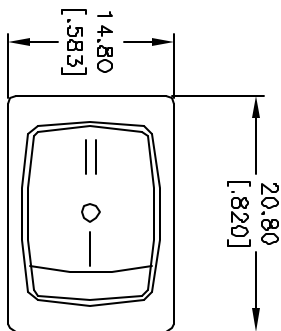
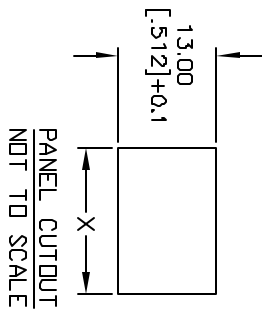
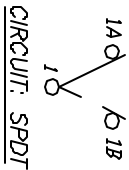


PANEL THICKNESS	X dimension
0.75-1.25 [0.30-.049]	19.2- <i>41</i> [7.561]
1.25-2.0 [0.49-.079]	19.4- <i>41</i> [7.64]
2.0-3.0 [0.79-1.18]	19.8- <i>41</i> [7.80]



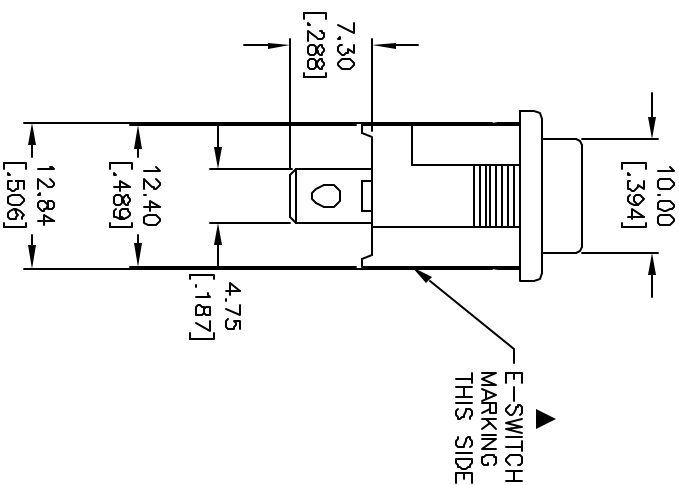
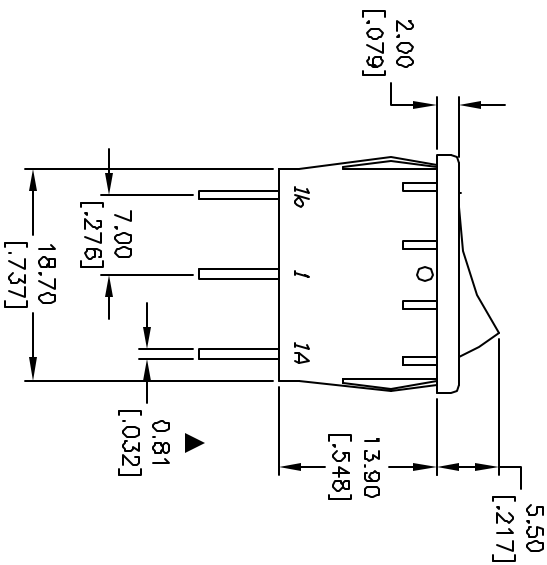
SWITCH FUNCTION		
POS. 1	POS. 2	POS. 3
<ON>	OFF	<ON>
1-1a	OPEN	1-1b

< > = MOMENTARY



NOTES:

1. ALL DIMENSIONS IN MM [INCH]
2. GENERAL TOLERANCE: X.X=±0.4
X.XX=±0.25
3. TERMINAL NUMBERS FOR REF ONLY
4. RATING: 15A @ 125VAC OR
6A @ 250VAC
5. MATERIALS: TERMINALS: SILVER PLATED COPPER ALLOY
CONTACTS: COIN SILVER, SILVER PLATED
6. ELECTRIC LIFE: 10,000 CYCLES
7. CONTACT RESISTANCE: <20 MEGA-OHM
8. INSULATION RESISTANCE: >1000 MEGA-OHM
9. DIELECTRIC STRENGTH: >1500 V 1 MINUTE
>3000 V BETWEEN POLES
10. ▲ DENOTES CRITICAL PARAMETER.



REV.	ECN No.	DESCRIPTION	DATE	CHKD
A	13241	RELEASED FOR PRODUCTION	6/26/03	AR

TITLE	SCALE	DATE	DR	DWG	REV
R1966IBLKBLKCF	1.5:1	6/26/03	AR	M306215	A



THE INFORMATION CONTAINED IN THIS DOCUMENT IS PROPRIETARY TO E-SWITCH AND IS NOT TO BE COPIED OR TRANSFERRED