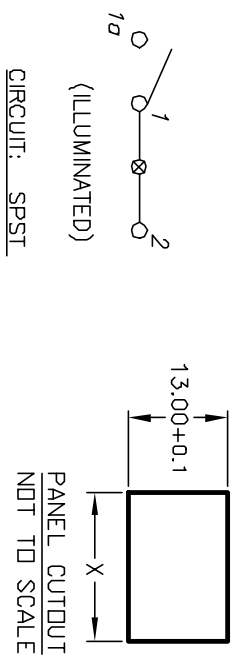
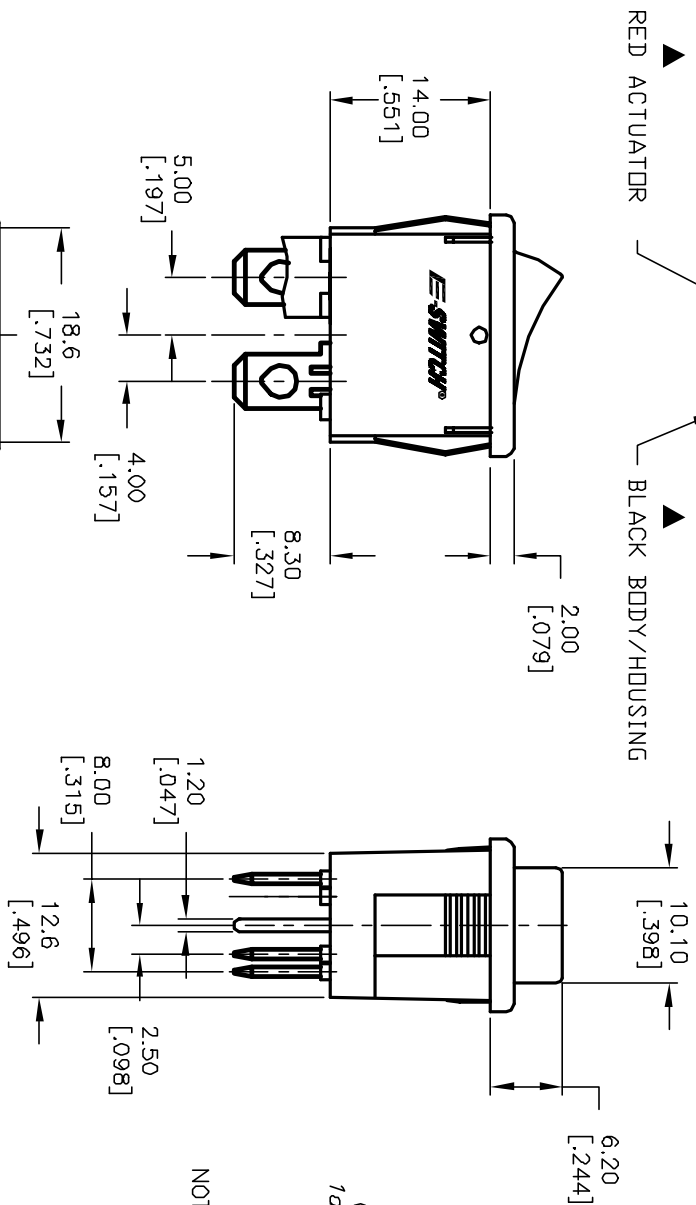
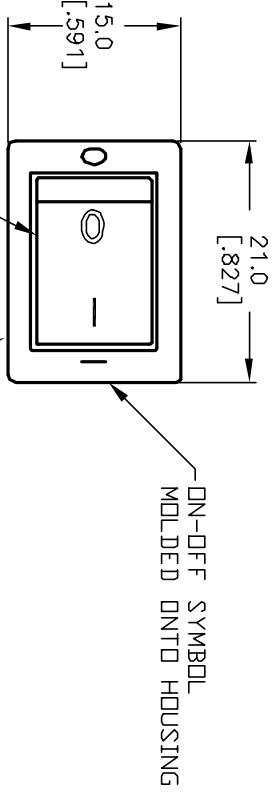


INCANDESCENT BULB

PARAMETERS	SYMBOL	MAX.	UNITS
LAMP VOLTAGE (AC/DC)	V	24	V
POWER DISSIPATION	P _d	2	Watts
CURRENT	I	50	mA



PANEL THICKNESS	X dimension
0.75-1.25 [0.30-0.49]	19.2-01 [0.756]
1.25-2.0 [0.49-0.79]	19.4-01 [0.764]
2.0-3.0 [0.79-1.18]	19.8-01 [0.780]

NOTES:

1. ALL DIMENSIONS IN MM [INCH]
2. GENERAL TOLERANCE: X.X=±0.4
X.XX=±0.25
3. RATING:
6A @250VAC;9A @125VAC (UL, CSA, VDE)
4(1)A @250VAC
4. LAMP VOLTAGE: 24VDC (Incandescent Bulb)
5. MATERIAL:
CONTACT SURFACE: Coin Silver, Silver Plate
TERMINAL: Copper Alloy W/ Silver Plate.
6. CONTACT RESISTANCE: 20mILLIOHMS TYP. INITIAL
7. INSULATION RESISTANCE: 1000MegaOHMS
8. DIELECTRICAL STRENGTHS >1500V RMS min. @SEA LEVEL
>3000V RMS @SEA LEVEL
9. MECHANICAL LIFE: 50,000 CYCLES.
10. ELECTRICAL LIFE: 10,000 CYCLES.

E-SWITCH®

R19734 BLK RED FF4

REV.	ECN No.	DESCRIPTION	DATE	CHKD
A	11692	RELEASED FOR PRODUCTION	10/01/01	CJB

TITLE	SCALE	DATE	DR	DWG	REV
R19734 BLK RED FF4	1.5:1	10/01/01	CJB	M400063	A

THE INFORMATION CONTAINED IN THIS DOCUMENT IS PROPRIETARY TO E-SWITCH AND IS NOT TO BE COPIED OR TRANSFERRED