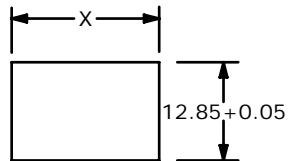


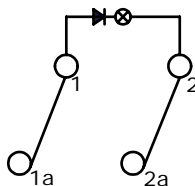
NEON BULB

PARAMETERS	SYMBOL	MAX.	UNITS
LAMP VOLTAGE(AC)	V	125	V
STARTUP VOLTAGE	V <sub>s</sub>	95	V
CURRENT	I	0.8	mA
SERIES RESISTANCE (125V)	R	120	OMHS


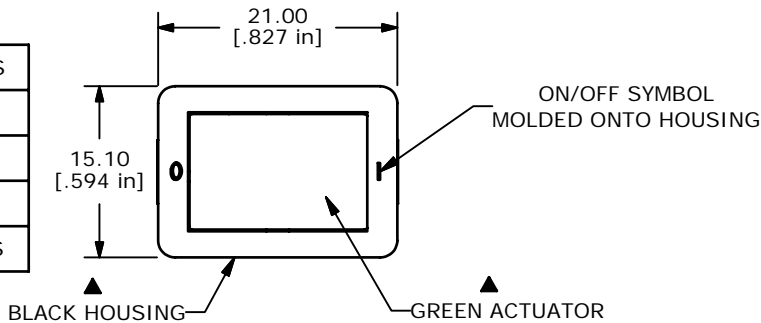


RECOMMENDED PANEL MOUNTING

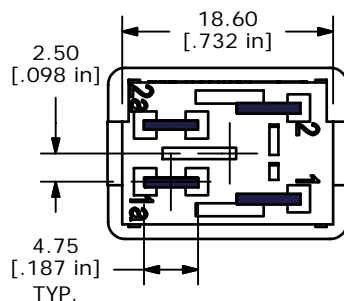
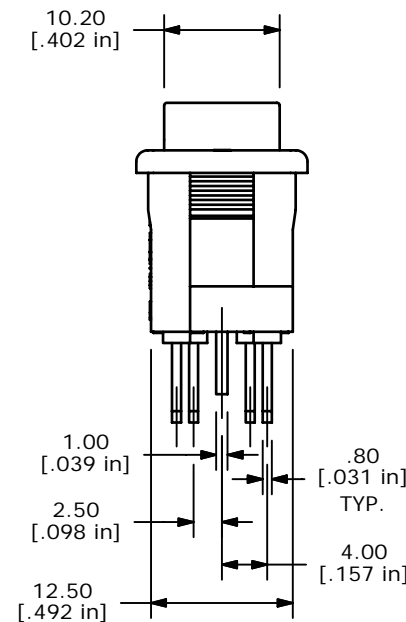
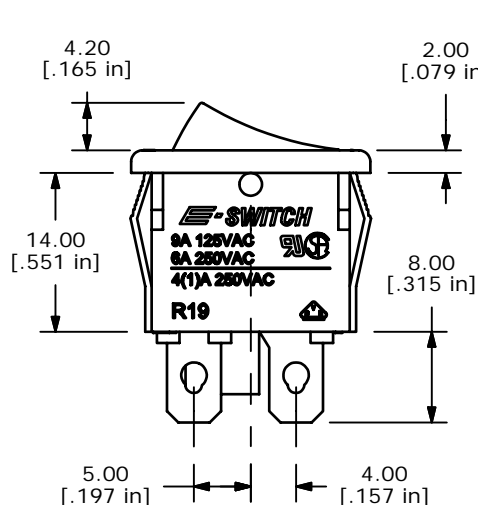
PANEL THICKNESS	X
0.75-1.25	19.2-19.3
1.25-2.00	19.3-19.4
2.00-3.00	19.5-19.6



CIRCUIT: DPST



ISOMTRIC



NOTES:

- ALL DIMENSIONS IN MM [INCH]
- GENERAL TOLERANCE: X.X=±0.4  
X.XX=±0.25
- RATING:  
6A @250VAC; 9A @125VAC (UL, CSA, VDE)
- LAMP VOLTAGE: 250VAC (NEON BULB)
- MATERIAL:  
CONTACT SURFACE: COIN SILVER, SILVER PLATE  
TERMINAL: COPPER ALLOY W/SILVER PLATE.
- CONTACT RESISTANCE: 20 MILLI-OHMS TYP. INITIAL
- INSULATION RESISTANCE: 1000 MEGA-OHMS
- DIELECTRIC STRENGTH:  
>1500V RMS min. @SEA LEVEL
- MECHANICAL LIFE: 30,000 CYCLES.
- ELECTRICAL LIFE: 10,000 CYCLES
- ▲ DENOTES CRITICAL PARAMETER.
- 2002/95/EC (ROHS) COMPLIANT



REV	PCR NO	DESCRIPTION	DATE	BY
B	15834	REMOVE NEMKO, SEMKO, FI RATINGS	1/23/06	PH
A	15696	RELEASE FOR PRODUCTION	1/23/06	PH

TITLE R1973BBLKGILEF2				
SCALE 1.5:1	DATE 1/23/2006	DR PH	DWG M400088	REV B

THE INFORMATION CONTAINED IN THIS DOCUMENT IS PROPRIETARY TO E-SWITCH AND IS NOT TO BE COPIED OR TRANSFERRED