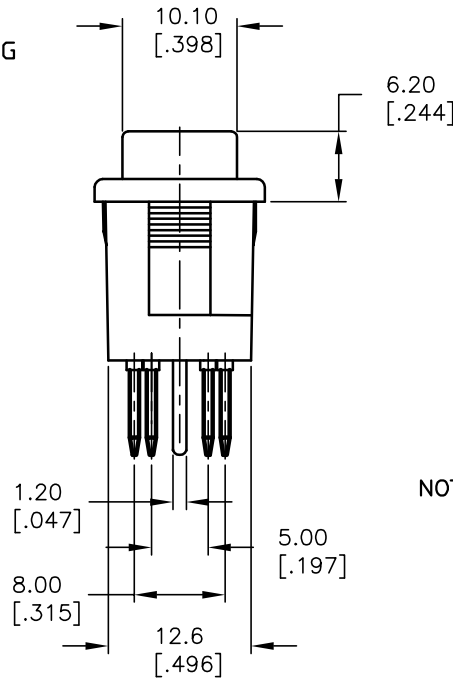
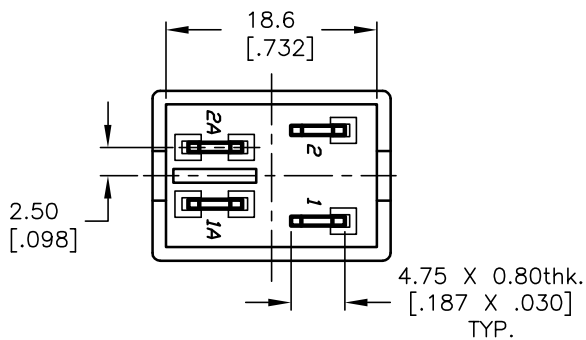
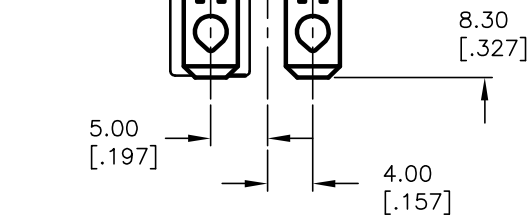
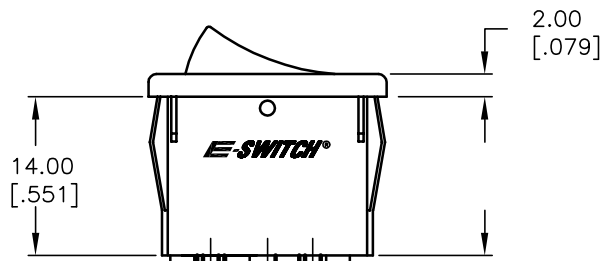


RED ILLUMINATED ACTUATOR

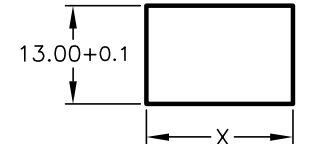
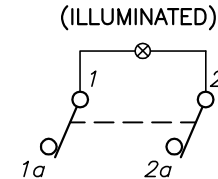
BLACK BODY/HOUSING



NEON BULB

PARAMETERS	SYMBOL	MAX.	UNITS
LAMP VOLTAGE (AC)	V	250	V
STARTUP VOLTAGE	V _s	95	V
CURRENT	I	0.8	mA
SERIES RESISTANCE (250V)	R	270	OHMS

PANEL THICKNESS	X dimension
0.75-1.25 [.030-.049]	19.2-0.1 [.756]
1.25-2.0 [.049-.079]	19.4-0.1 [.764]
2.0-3.0 [.079-.118]	19.8-0.1 [.780]



PANEL CUTOUT
NOT TO SCALE

CIRCUIT: DPST

NOTES:

- ALL DIMENSIONS IN MM [INCH]
- GENERAL TOLERANCE: X.X=±0.4
X.XX=±0.25
- RATING:
6A @250VAC;9A @125VAC (UL, CSA, VDE)
4(1)A @250VAC
- LAMP VOLTAGE: 250V (NEON BULB)
- MATERIAL:
CONTACT SURFACE: Coin Silver, Silver Plate
TERMINAL: Copper Alloy W/ Silver Plate.
- CONTACT RESISTANCE: 20mILLIOHMS TYP. INITIAL
- INSULATION RESISTANCE: 1000MegaOHMS
- DIELECTRICAL STRENGTHS >1500V RMS min. @SEA LEVEL
>3000V RMS @SEA LEVEL
- MECHANICAL LIFE: 50,000 CYCLES.
- ELECTRICAL LIFE: 10,000 CYCLES.

E-SWITCH®

TITLE

R1973BBLKRILAF2

A	13772	RELEASED FOR PRODUCTION	2/16/04	AR
REV.	ECN No.	DESCRIPTION	DATE	CHKD

THE INFORMATION CONTAINED IN THIS DOCUMENT
IS PROPRIETARY TO E-SWITCH AND IS
NOT TO BE COPIED OR TRANSFERRED

SCALE

1.5:1

DATE

2/16/04

DR

AR

DWG

M400080

REV

A