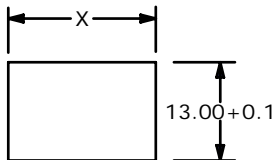


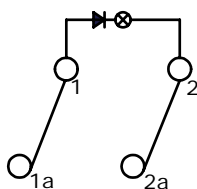
NEON BULB

PARAMETERS	SYMBOL	MAX.	UNITS
LAMP VOLTAGE(AC)	V	125	V
STARTUP VOLTAGE	V _s	95	V
CURRENT	I	0.8	mA
SERIES RESISTANCE (125V)	R	120	OMHS


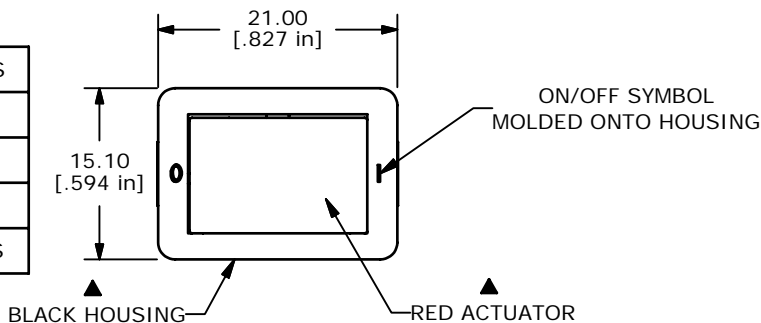


RECOMMENDED PANEL MOUNTING

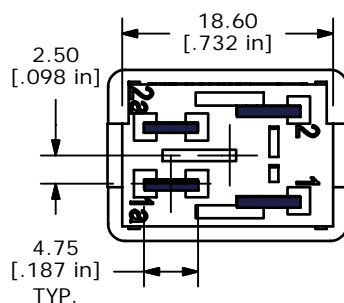
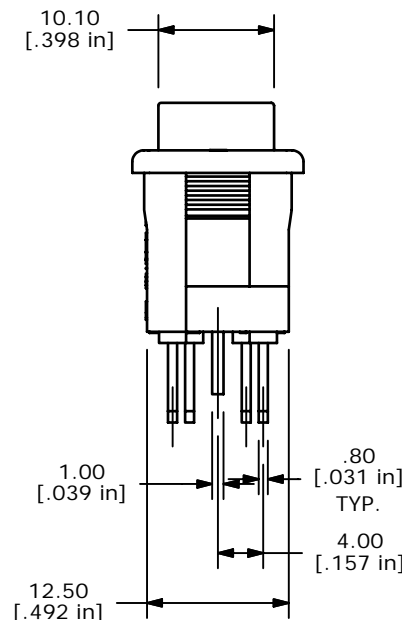
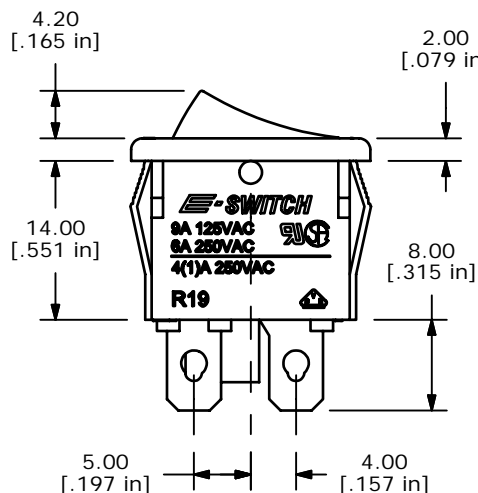
PANEL THICKNESS	X
0.75-1.25	19.2
1.25-2.00	19.4
2.00-3.00	19.8



CIRCUIT: DPST



ISOMTRIC



- NOTES:
 1. ALL DIMENSIONS IN MM [INCH]
 2. GENERAL TOLERANCE: X.X±0.4
 X.XX±0.25

- ▲3. RATING:
 6A @250VAC; 9A @125VAC (UL, CSA, VDE)
 4(1)A @250VAC
 4. LAMP VOLTAGE: 125VAC (NEON BULB)
 5. MATERIAL:
 CONTACT SURFACE: COIN SILVER, SILVER PLATE
 TERMINAL: COPPER ALLOY W/SILVER PLATE.
 6. CONTACT RESISTANCE: 20mILLIOHMS TYP. INITIAL
 7. INSULATION RESISTANCE: 1000MEGAOHMS
 8. DIELECTRIC STRENGTH:
 >1500V RMS min. @SEA LEVEL
 9. MECHANICAL LIFE: 50,000 CYCLES.
 10. ELECTRICAL LIFE: 10,000 CYCLES
 11. ▲ DENOTES CRITICAL PARAMETER.
 12. 2002/95/EC (ROHS) COMPLIANT



REV	PCR NO	DESCRIPTION	DATE	BY
D	15834	REMOVE SEMKO, NEMKO, FI RATINGS	3/1/06	PH
C	14778	REVISED AND REDRAWN, UPDATE TITLE	3/21/05	AR

TITLE R1973BBLKRILEF1				
SCALE 1.5:1	DATE 10/2/2001	DR CJB	DWG M400030	REV D

THE INFORMATION CONTAINED IN THIS DOCUMENT IS PROPRIETARY TO E-SWITCH AND IS NOT TO BE COPIED OR TRANSFERRED