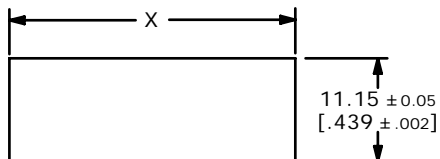


CIRCUIT: SPDT



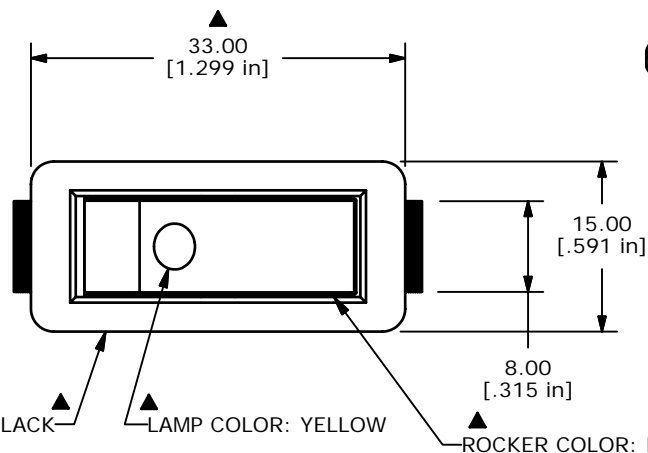
RECOMMENDED PANEL MOUNTING

PANEL THICKNESS	X ± 0.05
0.75-1.25	29.65
1.25-2.00	30.15
2.00-3.00	30.50

SWITCH FUNCTION		
POS. 1	POS. 2	POS. 3
ON	N/A	OFF
1-1a	NONE	OPEN

NOTES:

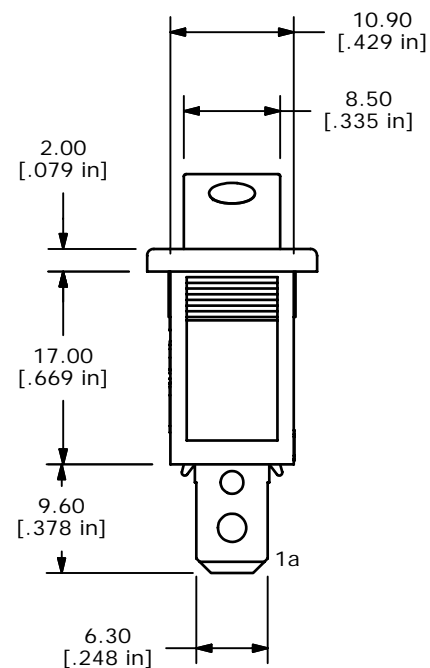
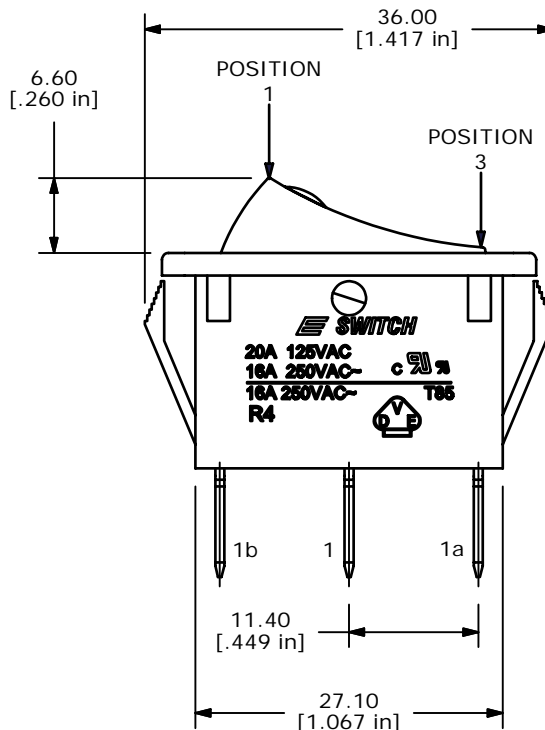
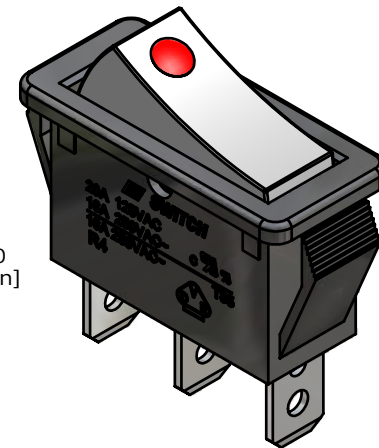
1. ALL DIMENSIONS IN MM [INCH]
2. GENERAL TOLERANCE: X.X ± 0.4  
X.XX ± 0.25
3. TERM. NOS. FOR REF. ONLY
4. RATING: 20A 125VAC, 16A 250VAC UL APPROVED  
16A 250VAC VDE APPROVED
- ▲ 5. LAMP VOLTAGE: 12VDC INCANDESCENT
6. MECHANICAL LIFE: > 30,000 CYCLES
7. ELECTRICAL LIFE: < 20mOHMS (INITIAL)
8. DIELECTRIC STRENGTH: > 1500V 1 min
9. OPERATING TEMPERATURE: TERMINAL SIDE: -20°C to 85°C  
ROCKER SIDE: -20°C to 85°C
10. FLAMABILITY: UL94 V-2
11. ▲ DENOTES CRITICAL PARAMETER
12. 2002/95/EC (ROHS) COMPLIANT



HOUSING COLOR: BLACK

LAMP COLOR: YELLOW

ROCKER COLOR: BLACK



REV	PCR NO	DESCRIPTION	DATE	BY
E	16000	UPDATE TO CURRENT STANDARDS	5/2/06	CT
D	15826	REVISE AND REDRAWN	2/27/06	PH

TITLE R4BBLKBLKYELEF3				
SCALE 1.5:1	DATE 2/27/2006	DR --	DWG M040116	REV E

THE INFORMATION CONTAINED IN THIS DOCUMENT IS PROPRIETARY TO E-SWITCH AND IS NOT TO BE COPIED OR TRANSFERRED