

RECOMMENDED PANEL MOUNTING

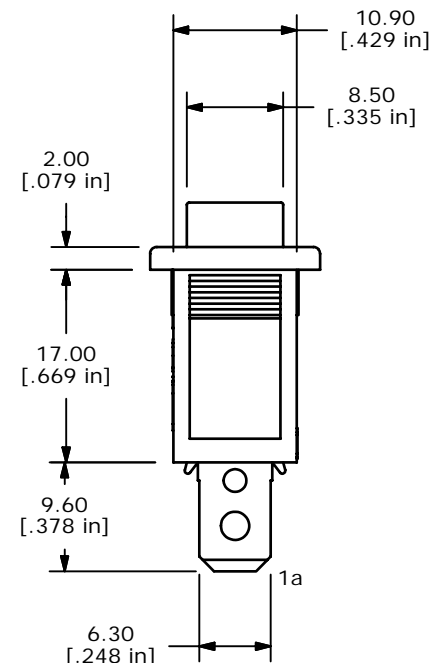
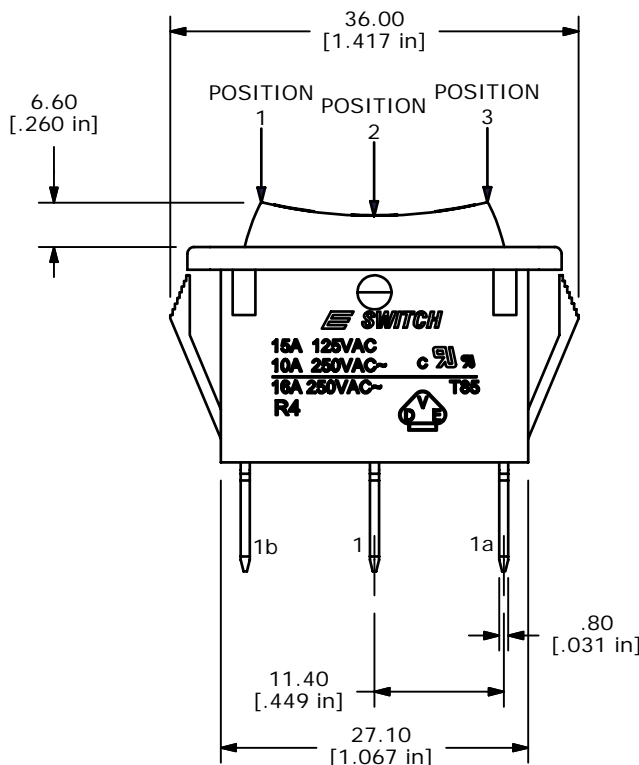
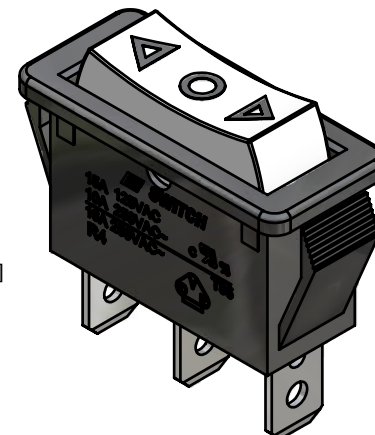
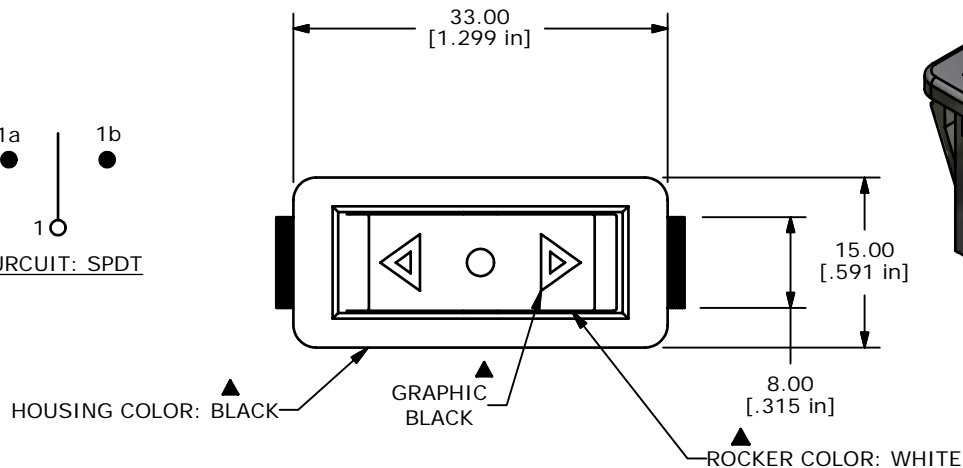
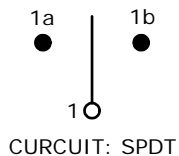
PANEL THICKNESS	X± 0.05
0.75-1.25	29.65
1.25-2.00	30.15
2.00-3.00	30.50

SWITCH FUNCTION		
POS. 1	POS. 2	POS. 3
(ON)	OFF	(ON)
1-1a	OPEN	1-1b

(ON)=MOMENTARY

NOTES:

- ALL DIMENSIONS IN MM [INCH]
- GENERAL TOLERANCE: X.X±0.4
X.XX±0.25
- TERM. NOS. FOR REF. ONLY
- RATING: 15A 125VAC, 10A 250VAC UL APPROVED
10A 250VAC VDE APPROVED
- MECHANICAL LIFE: >30,000 CYCLES
- ELECTRICAL LIFE: < 20mOHMS (INITIAL)
- DIELECTRIC STRENGTH: > 1500V 1 min
- OPERATING TEMPERATURE: TERMINAL SIDE: -20°C to 85°C
ROCKER SIDE: -20°C to 55°C
- FLAMABILITY: UL94 V-2
- ▲ DENOTES CRITICAL PARAMETER
- 2002/95/EC (ROHS) COMPLIANT



C	16136	UPDATE DWG TO CURRENT STANDARDS	6/12/06	CT
B	15880	EDIT RATING, ADD ROHS	3/20/06	PH
A	15023	RELEASED FOR PRODUCTION	6/24/05	JB
REV	PCR NO	DESCRIPTION	DATE	BY

THE INFORMATION CONTAINED IN THIS DOCUMENT IS PROPRIETARY TO E-SWITCH AND IS NOT TO BE COPIED OR TRANSFERRED

E-SWITCH®

TITLE R4GBLKWHTHF0

SCALE	DATE	DR	DWG	REV
1:1	6/24/2005	JB	M040143	C