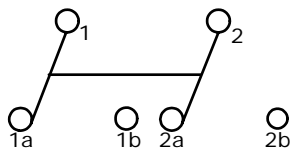
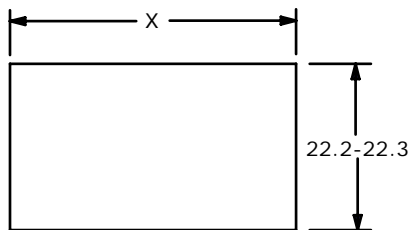


SWITCH FUNCTION		
POS. 1	POS. 2	POS. 3
ON	OFF	(ON)
1-1A, 2-2A	NONE	1-1B, 2-2B

MOMENTARY=(ON)

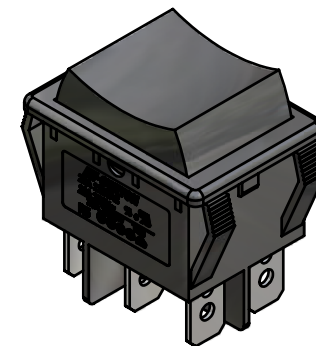
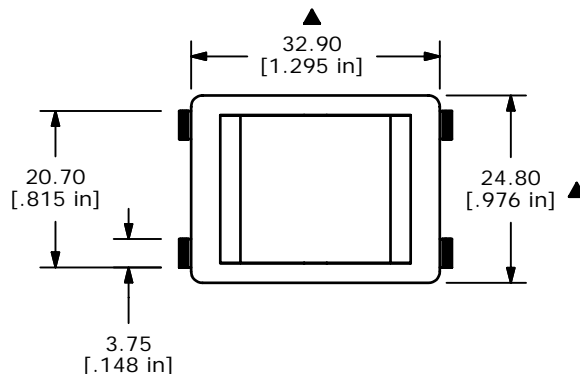


CIRCUIT: DPDT

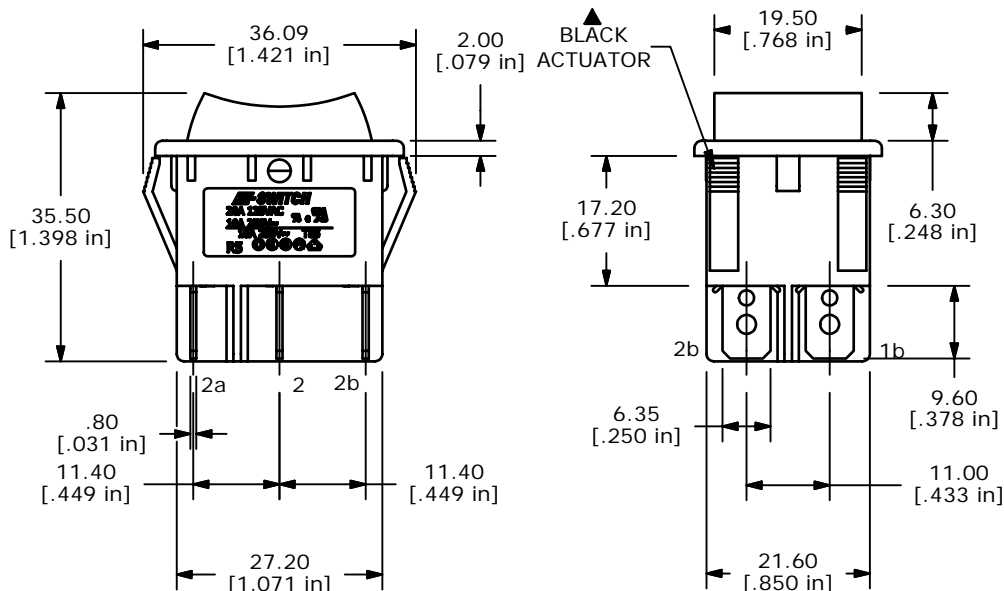


RECOMMENDED PANEL MOUNTING

PANEL THICKNESS	X
0.75-1.25	29.5-29.6
1.25-2.00	30.5-30.6
2.00-3.00	30.65-30.75



ISOMETRIC



NOTES:

1. ALL DIMENSIONS IN MM [INCH]
2. GENERAL TOLERANCE: X.X=±0.4
X.XX=±0.25
3. TERM. NOS. FOR REF. ONLY
- ▲ 4. RATING: 20A @125VAC;
15A @250VAC.
5. MATERIAL:
CONTACT SURFACE: SILVER ALLOY.
TERMINAL: COPPER ALLOY w/SILVER PLATE
6. ELECTRICAL LIFE: 10,000 CYCLES
7. MECHANICAL LIFE: 30,000 CYCLES
8. CONTACT RESISTANCE: <20 MILLI-OHMS INITIAL
9. DIELECTRIC STRENGTH: >1,500V AC 1MIN
10. ▲ DENOTES CRITICAL PARAMETER.



TITLE R51BLKBLKEF0

A	15403	RELEASED FOR PRODUCTION	10/20/05	PH
REV	PCR NO	DESCRIPTION	DATE	BY

THE INFORMATION CONTAINED IN THIS DOCUMENT IS PROPRIETARY TO E-SWITCH AND IS NOT TO BE COPIED OR TRANSFERRED

SCALE	DATE	DR	DWG	REV
1:1	10/20/2005	PH	M050250	A