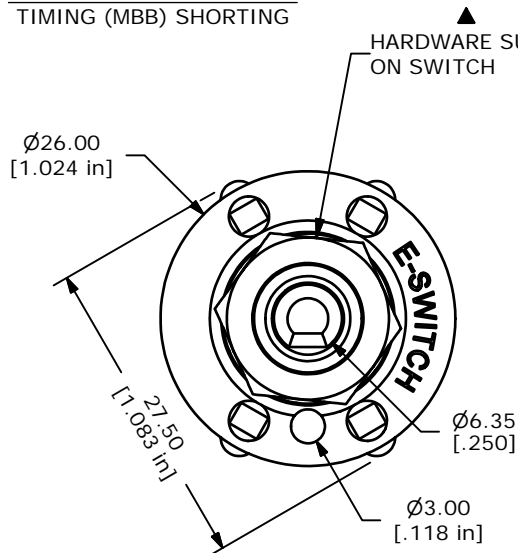
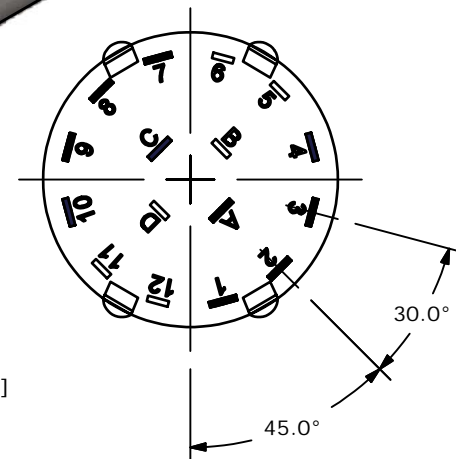
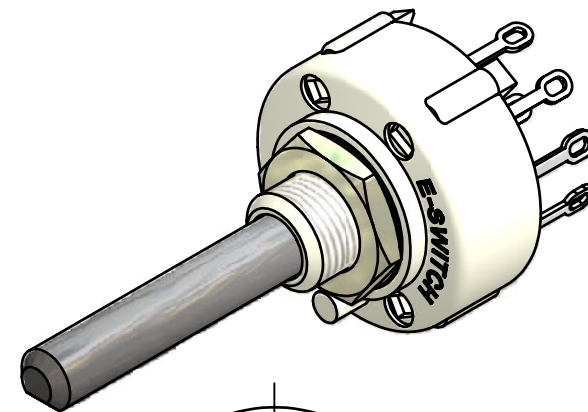
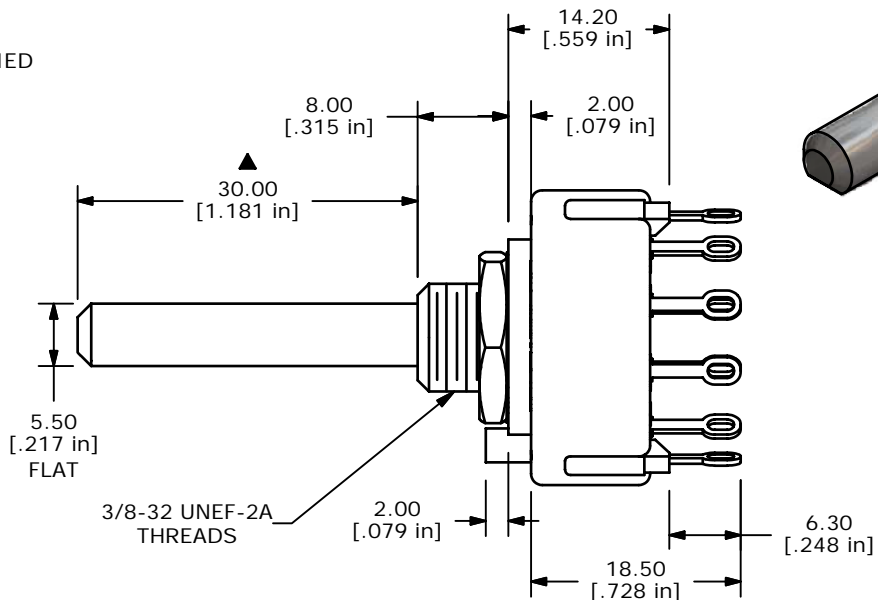


CONTACT CONFIGURATION  
TIMING (MBB) SHORTING



▲  
HARDWARE SUPPLIED  
ON SWITCH



NOTE:

1. ALL DIMENSIONS IN MM[INCH].
2. GENERAL TOLERANCE: X.X=±0.4  
X.XX=±0.25
3. TERM. NOS. FOR REFERENCE ONLY.
4. CONTACT MATERIAL: SILVER
5. CONTACT RATING: 150MILLIAMP, 250VAC/DC  
350MILLIAMP, 110VAC/DC
6. CONTACT RATING (NON-SWITCHING) 5A
7. OPERATING FORCE 425± 100CM/STANDARD
8. OPERATING TEMP: -30°C TO 85°C
- ▲ 9. CIRCUIT SP: 4 POSITION 30° INDEX.
10. DIELECTRIC STRENGTH: 1000V RMS MIN.@ SEA LEVEL.
- ▲ 11. HARDWARE SUPPLIED ON SWITCH:  
LOCKWASHER, HEXNUT, STOP RING
12. ▲ DENOTES CRITICAL PARAMETER.

**E-SWITCH®**

TITLE KC24A30.001SLS

A	16189	NEW PART RELEASE	6/28/06	CT
REV	PCR NO	DESCRIPTION	DATE	BY

SCALE	DATE	DR	DWG	REV
1.5:1	6/28/2006	CT	G510275	A

THE INFORMATION CONTAINED IN THIS DOCUMENT IS PROPRIETARY  
TO E-SWITCH AND IS NOT TO BE COPIED OR TRANSFERRED