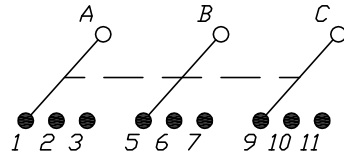


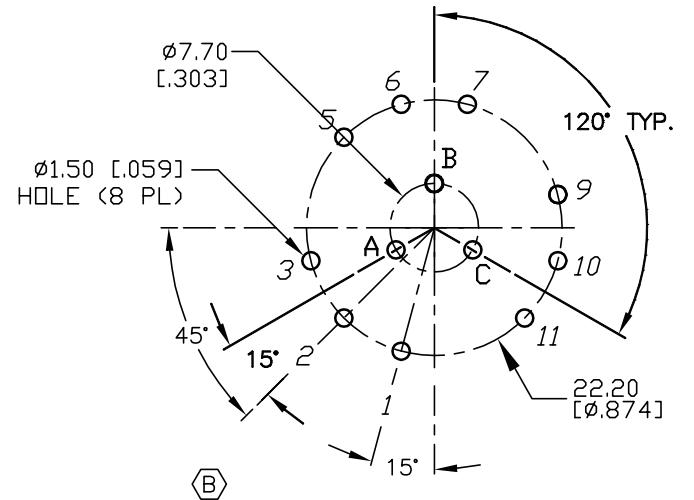
SHEET OF

NOTES:

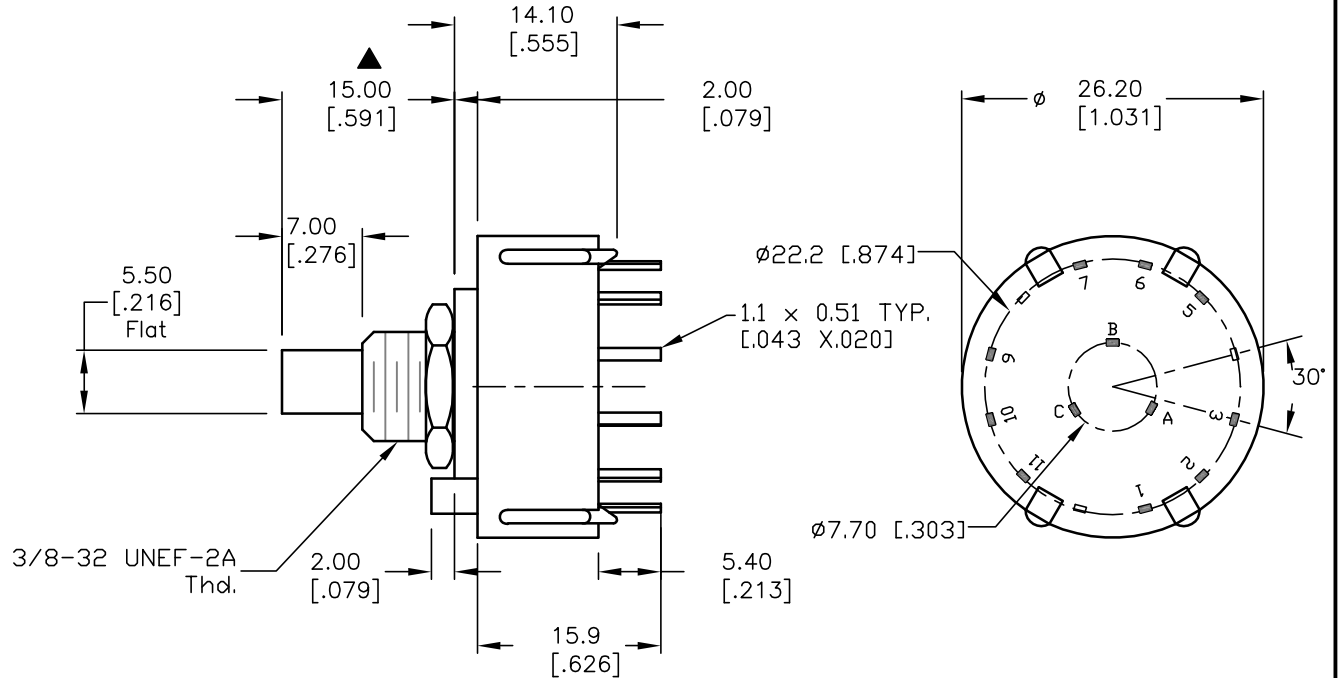
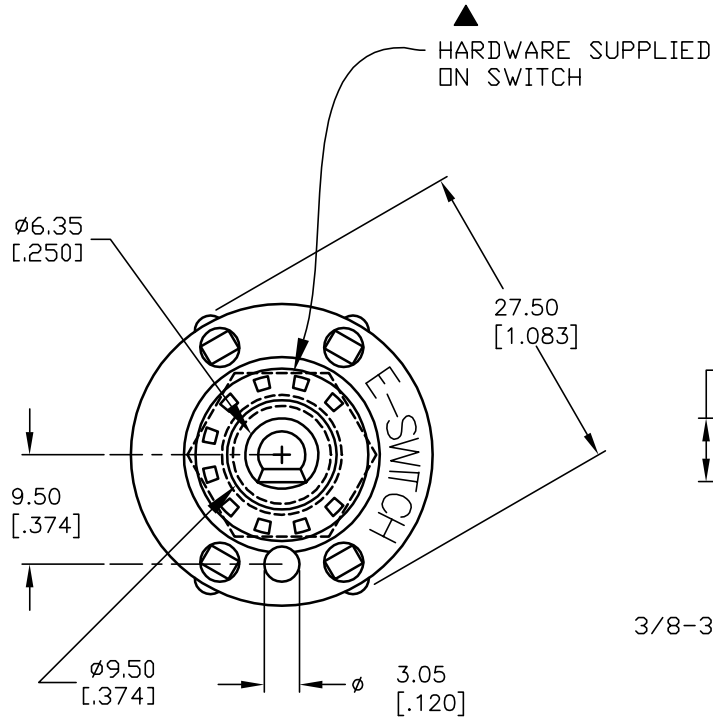
1. ALL DIMENSION IN MM [INCH]
2. GENERAL TOLERANCE: X.X=±0.4
X.XX=±0.25
3. TERM. NOS. FOR REF. ONLY.
4. CONTACT RATING SWITCHING: 150mA, 250V AC/DC
350mA, 110V AC/DC
5. CONTACT RATING (NON-SWITCHING) 5A
6. CONTACT MATERIAL: SILVER OVER COPPER ALLOY
7. OPERATING FORCE: 425±100 CM/STANDARD
8. OPERATING TEMP: -30° to 85°C
9. CIRCUIT DP: 3 POSITIONS, 30° INDEX.
10. TIMING: BBM (Non-Shorting) Break Before Make
11. DIELECTRIC STRENGTH 1000V RMS min. @ SEA LEVEL
12. ▲ DENOTES CRITICAL PARAMETER
13. HARDWARE SUPPLIED ON SWITCH— SEE BELOW
STOPRING, LOCKWASHER, & HEXNUT



CONTACT CONFIGURATION
(SEE NOTE 10)



RECOMMENDED P.C.B. LAYOUT



E-SWITCH®

| | | | | |
|------|---------|-------------------------|---------|------|
| B | 13395 | CORRECT P.C.B. LAYOUT | 8/26/03 | AR |
| A | 13383 | RELEASED FOR PRODUCTION | 8/20/03 | AR |
| REV. | ECN No. | DESCRIPTION | DATE | CHKD |

THE INFORMATION CONTAINED IN THIS DOCUMENT IS PROPRIETARY TO E-SWITCH AND IS NOT TO BE COPIED OR TRANSFERRED

| | | | | |
|---------------|---------|----|---------|-----|
| TITLE | | | | |
| KC33A7.001NPS | | | | |
| SCALE | DATE | DR | DWG | REV |
| 1.5:1 | 8/20/03 | AR | G510264 | B |