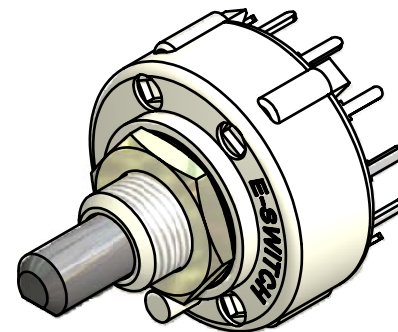
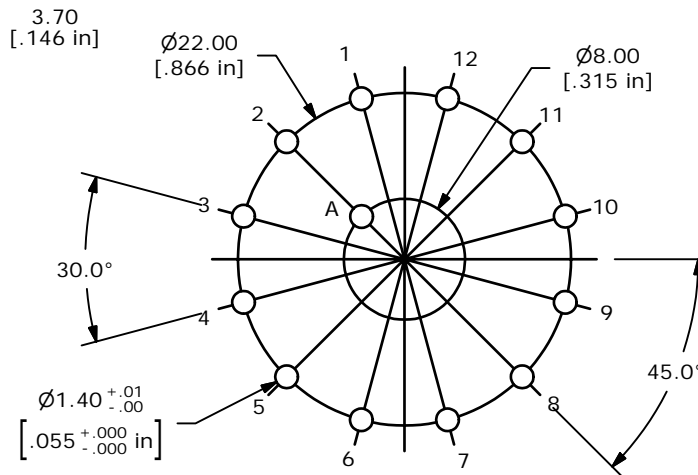

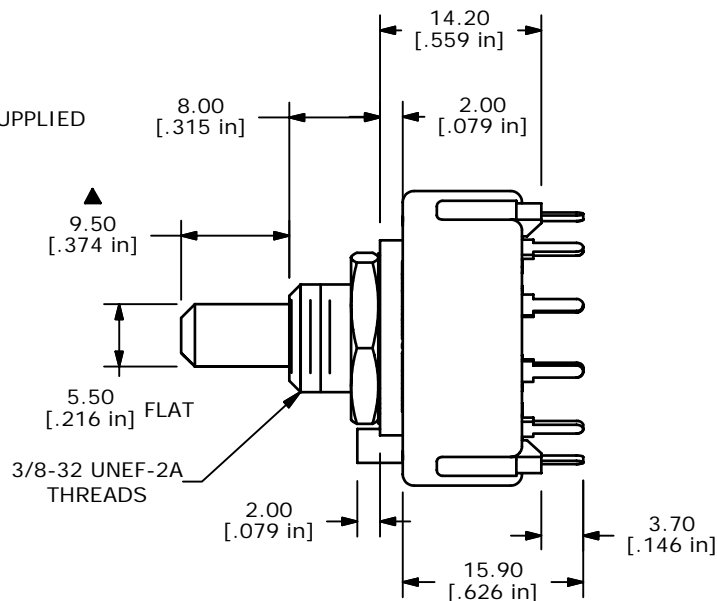
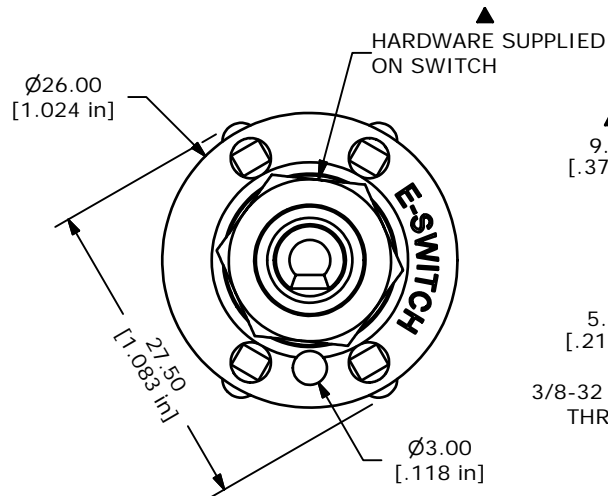


CONTACT CONFIGURATION
TIMING (BBM) NON-SHORTING



ISOMETRIC



P.C.B MOUNTING LAYOUT

- NOTE:
1. ALL DIMENSIONS IN MM[INCH].
 2. GENERAL TOLERANCE: X.X=±0.4
X.XX=±0.25
 3. TERM. NOS. FOR REFERENCE ONLY.
 4. CONTACT MATERIAL: SILVER
 5. CONTACT RATING: 150MILLIAMP, 250VAC/DC
350MILLIAMP, 110VAC/DC
 6. CONTACT RATING (NON-SWITCHING) 5A
 7. OPERATING FORCE: 425±100CM/STANDARD
 - ▲8. OPERATING TEMP: -30°C TO 85°C
 9. CIRCUIT SP: 12 POSITION 30° INDEX.
 - ▲10. DIELECTRIC STRENGTH: 500VAC FOR 1 MIN.
 11. HARDWARE SUPPLIED ON SWITCH:
LOCKWASHER, HEXNUT
 12. ▲ DENOTES CRITICAL PARAMETER.
 13. 2002/95/EC (ROHS) COMPLIANT



D	17410	REVISED AND REDRAWN	6/26/07	TN
REV	PCR NO	DESCRIPTION	DATE	BY

TITLE KC52A9.501NPS				
SCALE	DATE	DR	DWG	REV
1.5:1	6/26/2007	TN	G529690	D

THE INFORMATION CONTAINED IN THIS DOCUMENT IS PROPRIETARY TO E-SWITCH AND IS NOT TO BE COPIED OR TRANSFERRED