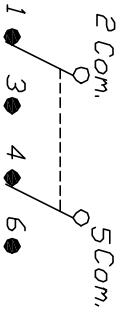


RECOMMENDED P.C.B. LAYOUT



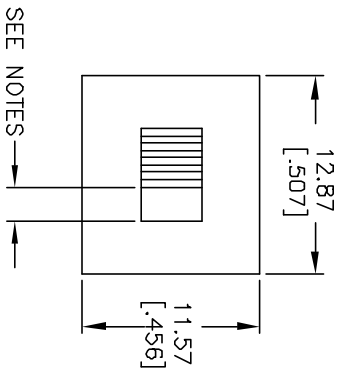
CONTACT CONFIGURATION

DPDT

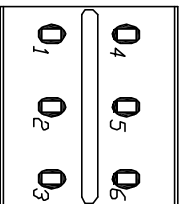
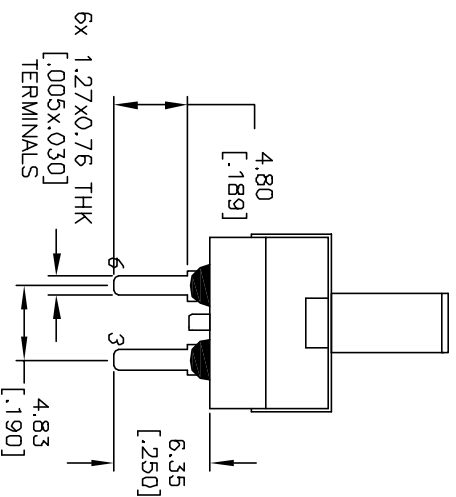
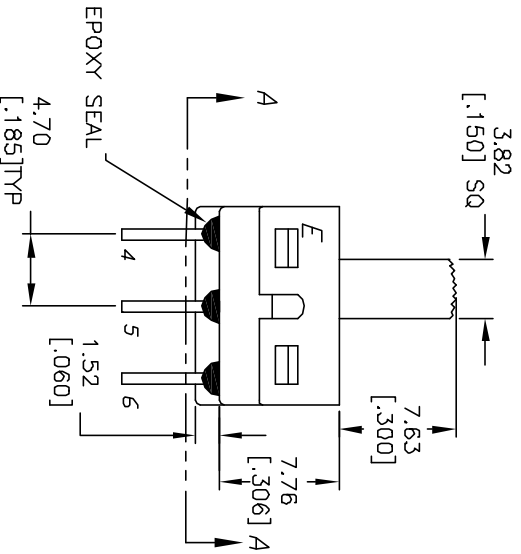
SWITCH FUNCTION		
POS. 1	POS. 2	POS. 3
DN	NONE	DN
2-1,5-4	OPEN	2-3,5-6

NOTES:

1. ALL DIMENSIONS IN MM [INCH]
2. GENERAL TOLERANCE: X.X=±0.4
X.XX=±0.25
3. TERM. NOS. FOR REFERENCE ONLY.
4. RATING: 5A@120V AC OR 28V DC, 2A@250V AC
5. FIXED AND MOVING: COPPER ALLOY W/ SILVER PLATE
6. CONTACT RESISTANCE: 10mΩ TYP
7. INSULATION RESISTANCE: 1,000 MΩ min.
8. ELECTRICAL LIFE: 30,000 ACTUATIONS @ FULL LOAD
9. OPERATING TEMP: -30°C TO 85°C
10. TRAVEL: 2.16 MM
11. DIELECTRIC STRENGTH: 1,000 V RMS @ SEA LEVEL



SEE NOTES



VIEW A-A

REV.	ECN No.	DESCRIPTION	DATE	CHKD
B	11817	REVISED, AND REDRAWN	11/05/01	CJC

TITLE	SCALE	DATE	DR	DWG	REV
500 SDP-1 S2 M2 Q E A	2:1	11/05/01	CJC	T521008	B

E-SWITCH®

THE INFORMATION CONTAINED IN THIS DOCUMENT IS PROPRIETARY TO E-SWITCH AND IS NOT TO BE COPIED OR TRANSMITTED