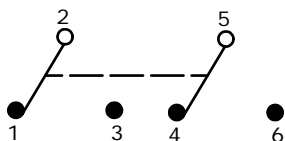


PC MOUNTING

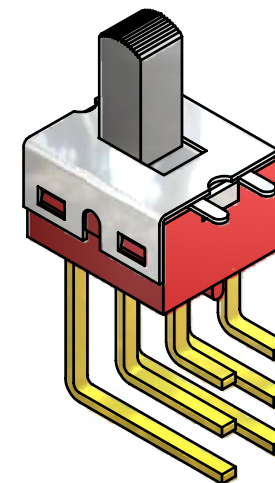
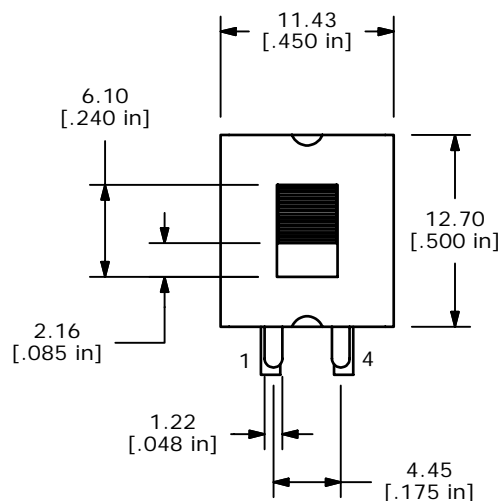
SWITCH FUNCTION		
POS. 1	POS. 2	POS. 3
ON	NONE	ON
2-1, 5-4	N/A	2-3, 5-6



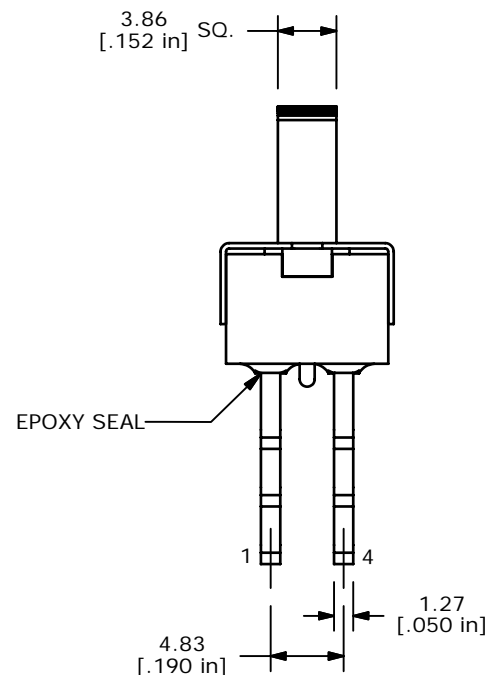
CIRCUIT: DPDT

NOTE:

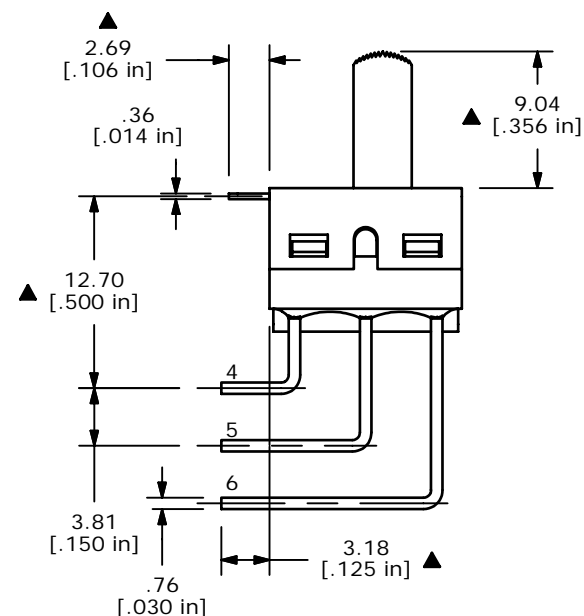
1. ALL DIMENSIONS IN MM [INCH]
2. GENERAL TOLERANCE: X.X=±0.4
X.XX=±0.25
3. TERMINAL NUMBERS FOR REF ONLY
- ▲4. PLATING MATERIAL: GOLD
5. RATING: 0.4 (VA) Max. @20V Max. (AC OR DC)
6. ELECTRIC LIFE: 30,000 MAKE-AND-BREAK CYCLES AT FULL LOAD.
7. INSULATION RESISTANCE: 1,000 MEGA-OHM MIN.
8. DIELECTRIC STRENGTH: 1,000 V RMS @SEA LEVEL.
9. OPERATING TEMP.: -30°C to 85°C
10. ▲ DENOTES CRITICAL PARAMETER.
11. 2002/95/EC (ROHS) COMPLIANT



ISOMETRIC



EPOXY SEAL



E-SWITCH®

A	16969	RELEASED FOR PRODUCTION	2/7/07	TN
REV	PCR NO	DESCRIPTION	DATE	BY

THE INFORMATION CONTAINED IN THIS DOCUMENT IS PROPRIETARY TO E-SWITCH AND IS NOT TO BE COPIED OR TRANSFERRED

TITLE 500SDP1S3M7REA				
SCALE	DATE	DR	DWG	REV
2:1	2/7/2007	TN	T521025	A