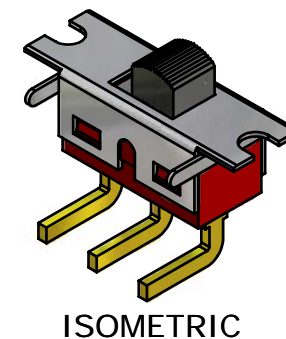
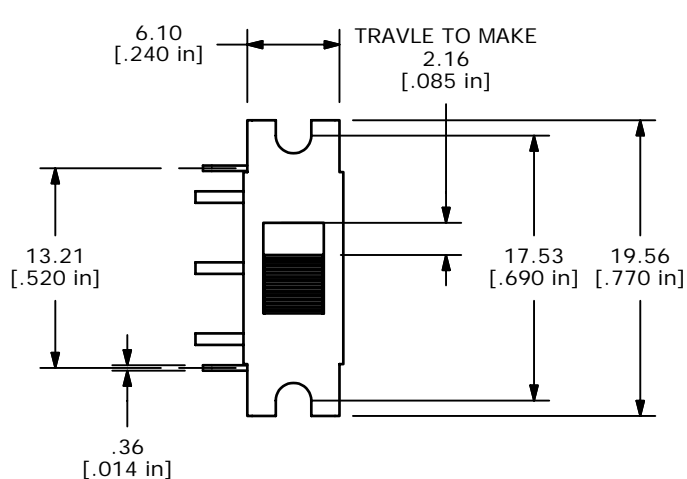


RECOMMENDED PANEL CUTOUT

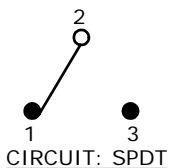
RECOMMENDED P.C.B. LAYOUT



ISOMETRIC

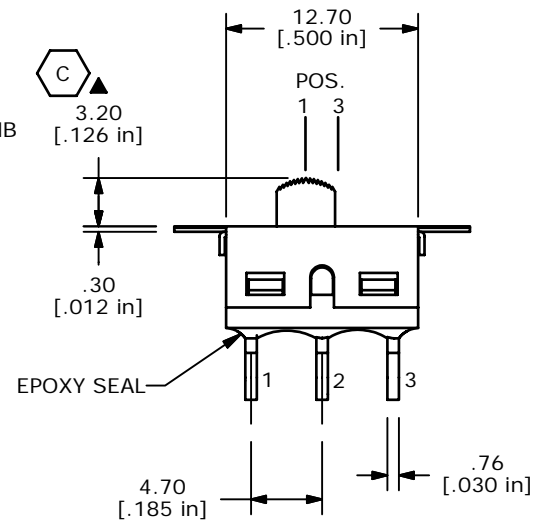
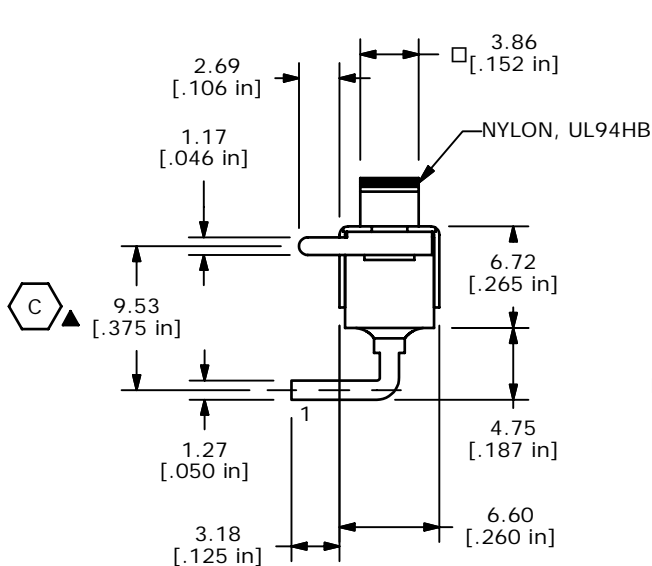
SWITCH FUNCTION		
POS. 1	POS. 2	POS. 3
ON	NONE	(ON)
2-1	OPEN	2-3

(ON)=MOMENTARY



NOTE:

- ALL DIMENSIONS IN MM [INCH]
- GENERAL TOLERANCE: X.X=±0.4
X.XX=±0.25
- TERMINAL NUMBERS FOR REF ONLY
- PLATING MATERIAL: GOLD
- RATING: 0.4 (VA) MAX. @20V MAX.
- ELECTRIC LIFE: 30,000 ACTUATIONS AT FULL LOAD.
- INSULATION RESISTANCE: 1,000 MEGA-OHM MIN.
- DIELECTRIC STRENGTH: 1,000 V RMS @SEA LEVEL.
- OPERATING TEMP.: -30°C to 85°C
- ▲ DENOTES CRITICAL PARAMETER.



REV	PCR NO	DESCRIPTION	DATE	BY
C	15044	CHANGED DIMENSIONS	6/30/05	JB
B	14974	CHANGED FUNCTION TABLE	6/2/05	JB
A	14916	RELEASED FOR PRODUCTION	4/18/05	JB

THE INFORMATION CONTAINED IN THIS DOCUMENT IS PROPRIETARY TO E-SWITCH AND IS NOT TO BE COPIED OR TRANSFERRED

E-SWITCH®

TITLE **500SSP2S4M6REB**

SCALE 2:1	DATE 5/18/2005	DR JB	DWG T507000	REV C
---------------------	--------------------------	-----------------	-----------------------	-----------------