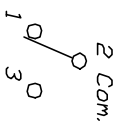


RECOMMEND P.C.B. LAYOUT

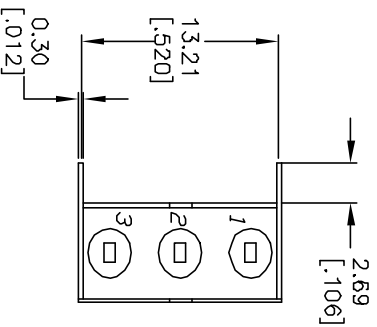
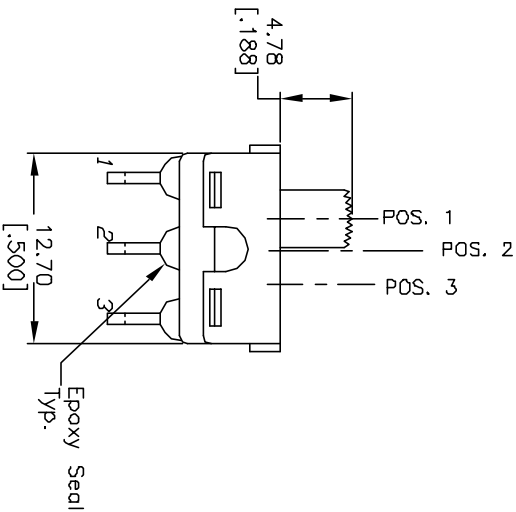
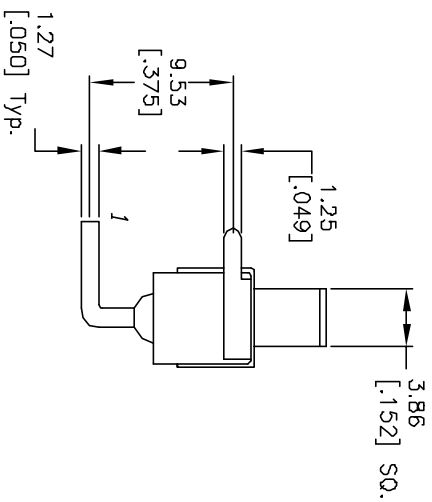
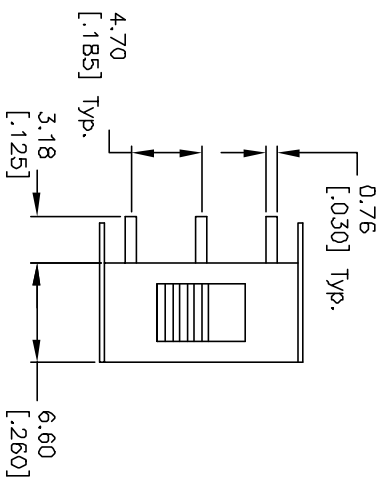


CIRCUIT: SPDT
CONTACT CONFIGURATION

SWITCH FUNCTION		
PDS. 1	PDS. 2	PDS. 3
DN	DIFF	DN
2-1	OPEN	2-3

NOTES:

1. ALL DIMENSIONS IN MM [INCH]
2. GENERAL TOLERANCE: 0.0=±0.4
0.00=±0.25
3. TERM. NOS. FOR REF. ONLY
4. RATING: 5A, @120VAC or 28VDC; 2A, @250VAC.
5. TRAVEL TO MAKE: 2.16 [.085]



REV.	ECN No.	DESCRIPTION	DATE	CHK'D
B	10497	Change SSP-3 Was SSP-2	1-14-00	

THE INFORMATION CONTAINED IN THIS DOCUMENT IS PROPRIETARY TO E-SWITCH AND IS NOT TO BE COPIED OR TRANSMITTED

TITLE	SCALE	DATE	DR	DWG	REV
500 SSP-3 S1 M6 Q E A	2:1	8/19/96	MM	TS11200	B

E-SWITCH®