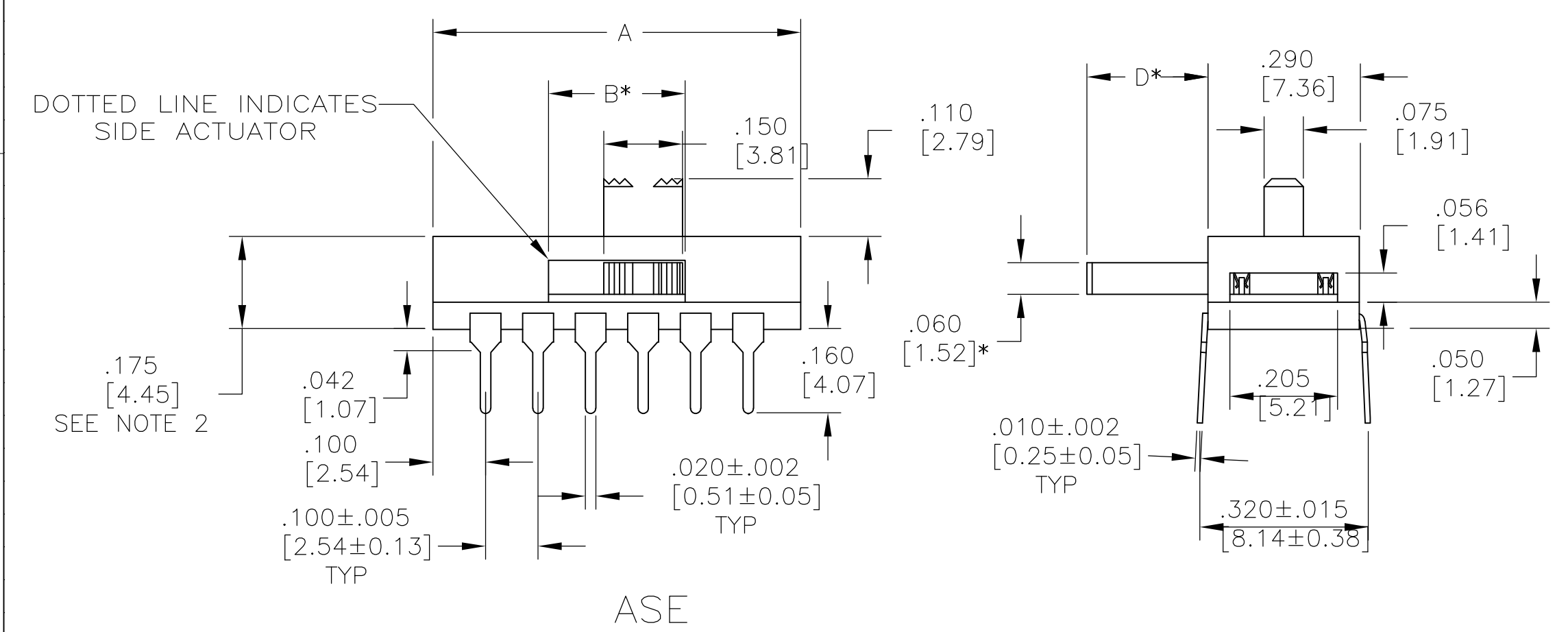
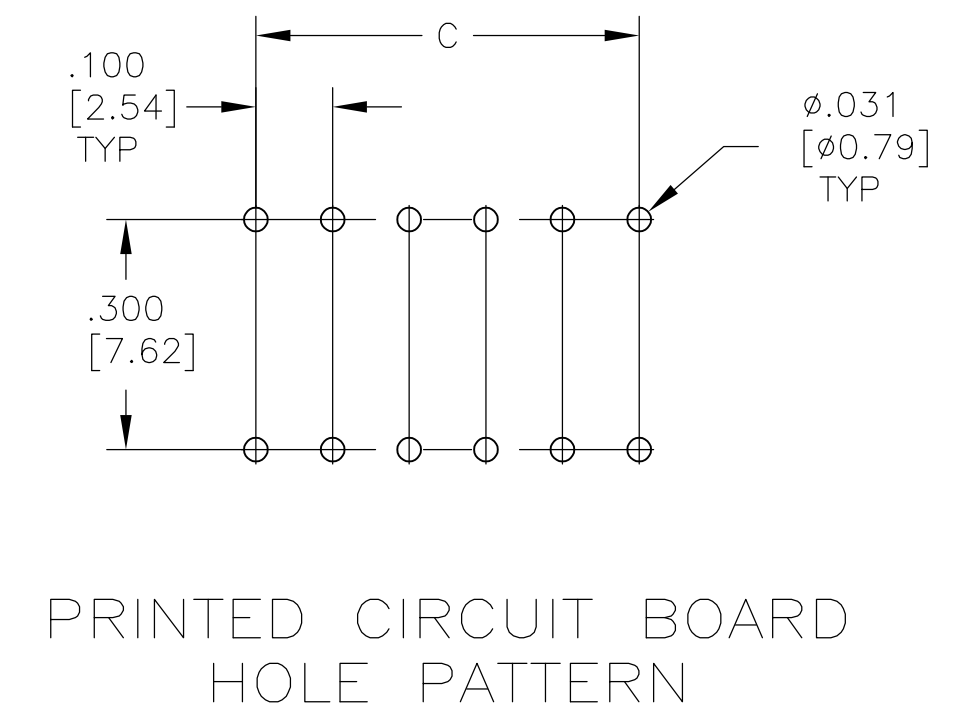


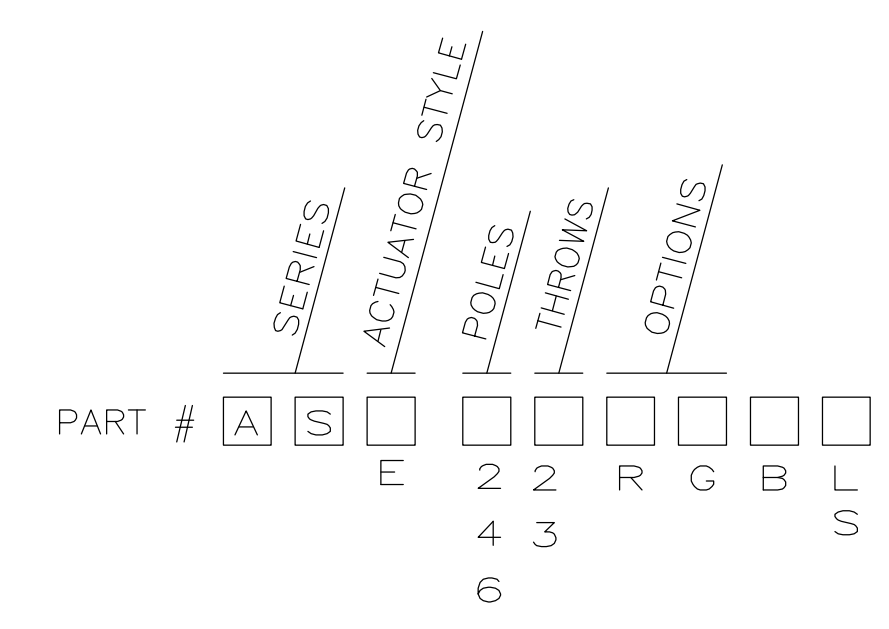
* SIDE ACTUATOR ONLY.



ASE



PRINTED CIRCUIT BOARD HOLE PATTERN



- E = EXTENDED ACTUATOR
- R = SIDE ACTUATOR
- G = GOLD CONTACTS
- B = BLACK ACTUATOR
- L = GULL WING STYLE SURFACE MOUNT
- S = J-LEAD STYLE SURFACE MOUNT

SPECIFICATIONS:

MATERIALS:
 BASE/COVER: PCT UL94V-0, BLACK.
 ACTUATOR: NYLON PA46 UL94V-0 NATURAL.
 MOVABLE CONTACT: COPPER ALLOY, SILVER OR GOLD OVER NICKEL.
 FIXED CONTACT/TERMINAL: COPPER ALLOY, SILVER OR GOLD OVER NICKEL.
 TERMINAL-COPPER ALLOY TIN OVER NICKEL.
PACKAGING: 22" ANTI-STATIC TUBE.

ELECTRICAL:
 CONTACT RATING: SILVER: 300 MILLIAMPS @ 115 VAC.
 GOLD: 0.4 VA 20 VDC.
 CONTACT RESISTANCE: INITIAL 40 MILLIOHMS MAX.
 INSULATION RESISTANCE: 1000 MEGOHMS MAX.
 DIELECTRIC STRENGTH: 600 VOLTS RMS AT SEA LEVEL.
 LIFE EXPECTANCY: 15,000 CYCLES MIN.

ENVIRONMENTAL:
 OPERATING TEMPERATURE: -40°F TO +176°C TO +80°C).
 PROCESS CLEANING: WILL WITHSTAND AQUEOUS OR SOLVENT CLEANING PROCESSES.
 SOLDER HEAT RESISTANCE PER 109-202, COND B (THRU-HOLE) & 109-201, COND B (SMT)
 SOLDERABILITY PER EIA 364-52 CLASS 2 CATEGORY 1

NOTES:
 1. ALL MATERIAL AND FINISHES SHALL COMPLY WITH EU DIRECTIVE 2002/95/EC OF 27JAN2003 (ROHS)

STANDARD PRODUCT (AFTER WELD) HEIGHT IS ALLOWED UP TO .180 IN. ALL SWITCH "SPECIAL" MUST MAINTAIN .178 MAX. (AFTER WELD) HEIGHT

0.230 [5.82]	0.800 [20.32]	0.260 [6.60]	1.000 [25.40]	SILVER	SMT	SIDE	6PDT	ASE62RS04	4-1825010-8
0.230 [5.82]	0.800 [20.32]	0.260 [6.60]	1.000 [25.40]	GOLD	SMT	SIDE	6PDT	ASE62RGS04	4-1825010-7
0.230 [5.82]	0.800 [20.32]	0.260 [6.60]	1.000 [25.40]	SILVER	SMT	SIDE	6PDT	ASE62RL04	4-1825010-6
0.230 [5.82]	0.800 [20.32]	0.260 [6.60]	1.000 [25.40]	GOLD	SMT	SIDE	6PDT	ASE62RGL04	4-1825010-5
0.230 [5.82]	0.800 [20.32]	0.260 [6.60]	1.000 [25.40]	SILVER	SMT	TOP	6PDT	ASE62S04	4-1825010-4
0.230 [5.82]	0.800 [20.32]	0.260 [6.60]	1.000 [25.40]	GOLD	SMT	TOP	6PDT	ASE62GS04	4-1825010-3
0.230 [5.82]	0.800 [20.32]	0.260 [6.60]	1.000 [25.40]	SILVER	SMT	TOP	6PDT	ASE62L04	4-1825010-2
0.230 [5.82]	0.800 [20.32]	0.260 [6.60]	1.000 [25.40]	GOLD	SMT	TOP	6PDT	ASE62GL04	4-1825010-1
0.230 [5.82]	0.800 [20.32]	0.260 [6.60]	1.000 [25.40]	GOLD	THRU-HOLE	SIDE	6PDT	ASE62RG04	4-1825010-0
0.230 [5.82]	0.800 [20.32]	0.260 [6.60]	1.000 [25.40]	SILVER	THRU-HOLE	SIDE	6PDT	ASE62R04	3-1825010-9
0.230 [5.82]	0.800 [20.32]	0.260 [6.60]	1.000 [25.40]	GOLD	THRU-HOLE	TOP	6PDT	ASE62G04	3-1825010-8
0.230 [5.82]	0.800 [20.32]	0.260 [6.60]	1.000 [25.40]	SILVER	THRU-HOLE	TOP	6PDT	ASE6204	3-1825010-7
0.230 [5.82]	0.900 [22.86]	0.360 [9.14]	1.100 [27.94]	SILVER	SMT	SIDE	4P3T	ASE43RS04	3-1825010-6
0.230 [5.82]	0.900 [22.86]	0.360 [9.14]	1.100 [27.94]	GOLD	SMT	SIDE	4P3T	ASE43RGS04	3-1825010-5
0.230 [5.82]	0.900 [22.86]	0.360 [9.14]	1.100 [27.94]	SILVER	SMT	SIDE	4P3T	ASE43RL04	3-1825010-4
0.230 [5.82]	0.900 [22.86]	0.360 [9.14]	1.100 [27.94]	GOLD	SMT	SIDE	4P3T	ASE43RGL04	3-1825010-3
0.230 [5.82]	0.900 [22.86]	0.360 [9.14]	1.100 [27.94]	SILVER	SMT	TOP	4P3T	ASE43S04	3-1825010-2
0.230 [5.82]	0.900 [22.86]	0.360 [9.14]	1.100 [27.94]	GOLD	SMT	TOP	4P3T	ASE43GS04	3-1825010-1
0.230 [5.82]	0.900 [22.86]	0.360 [9.14]	1.100 [27.94]	SILVER	SMT	TOP	4P3T	ASE43L04	3-1825010-0
0.230 [5.82]	0.900 [22.86]	0.360 [9.14]	1.100 [27.94]	GOLD	SMT	TOP	4P3T	ASE43GL04	2-1825010-9
0.230 [5.82]	0.900 [22.86]	0.360 [9.14]	1.100 [27.94]	GOLD	THRU-HOLE	SIDE	4P3T	ASE43RG04	2-1825010-8
0.230 [5.82]	0.900 [22.86]	0.360 [9.14]	1.100 [27.94]	SILVER	THRU-HOLE	SIDE	4P3T	ASE43R04	2-1825010-7
0.230 [5.82]	0.900 [22.86]	0.360 [9.14]	1.100 [27.94]	GOLD	THRU-HOLE	TOP	4P3T	ASE43G04	2-1825010-6
0.230 [5.82]	0.900 [22.86]	0.360 [9.14]	1.100 [27.94]	SILVER	THRU-HOLE	TOP	4P3T	ASE4304	2-1825010-5
0.230 [5.82]	0.500 [12.70]	0.260 [6.60]	0.700 [17.78]	SILVER	SMT	SIDE	4PDT	ASE42RS04	2-1825010-4
0.230 [5.82]	0.500 [12.70]	0.260 [6.60]	0.700 [17.78]	GOLD	SMT	SIDE	4PDT	ASE42RGS04	2-1825010-3
0.230 [5.82]	0.500 [12.70]	0.260 [6.60]	0.700 [17.78]	SILVER	SMT	SIDE	4PDT	ASE42RL04	2-1825010-2
0.230 [5.82]	0.500 [12.70]	0.260 [6.60]	0.700 [17.78]	GOLD	SMT	SIDE	4PDT	ASE42RGL04	2-1825010-1
0.230 [5.82]	0.500 [12.70]	0.260 [6.60]	0.700 [17.78]	SILVER	SMT	TOP	4PDT	ASE42S04	2-1825010-0
0.230 [5.82]	0.500 [12.70]	0.260 [6.60]	0.700 [17.78]	GOLD	SMT	TOP	4PDT	ASE42GS04	1-1825010-9
0.230 [5.82]	0.500 [12.70]	0.260 [6.60]	0.700 [17.78]	SILVER	SMT	TOP	4PDT	ASE42L04	1-1825010-8
0.230 [5.82]	0.500 [12.70]	0.260 [6.60]	0.700 [17.78]	GOLD	SMT	TOP	4PDT	ASE42G04	1-1825010-7
0.230 [5.82]	0.500 [12.70]	0.260 [6.60]	0.700 [17.78]	GOLD	THRU-HOLE	SIDE	4PDT	ASE42RG04	1-1825010-6
0.230 [5.82]	0.500 [12.70]	0.260 [6.60]	0.700 [17.78]	SILVER	THRU-HOLE	SIDE	4PDT	ASE42R04	1-1825010-5
0.230 [5.82]	0.500 [12.70]	0.260 [6.60]	0.700 [17.78]	GOLD	THRU-HOLE	TOP	4PDT	ASE42G04	1-1825010-4
0.230 [5.82]	0.500 [12.70]	0.260 [6.60]	0.700 [17.78]	SILVER	THRU-HOLE	TOP	4PDT	ASE4204	1-1825010-3
0.105 [2.67]	0.200 [5.08]	0.260 [6.60]	0.400 [10.16]	SILVER	SMT	SIDE	DPDT	ASE22RS04	1-1825010-2
0.105 [2.67]	0.200 [5.08]	0.260 [6.60]	0.400 [10.16]	GOLD	SMT	SIDE	DPDT	ASE22RGS04	1-1825010-1
0.105 [2.67]	0.200 [5.08]	0.260 [6.60]	0.400 [10.16]	SILVER	SMT	SIDE	DPDT	ASE22RL04	1-1825010-0
0.105 [2.67]	0.200 [5.08]	0.260 [6.60]	0.400 [10.16]	GOLD	SMT	SIDE	DPDT	ASE22RGL04	1825010-9
0.105 [2.67]	0.200 [5.08]	0.260 [6.60]	0.400 [10.16]	SILVER	SMT	TOP	DPDT	ASE22S04	1825010-8
0.105 [2.67]	0.200 [5.08]	0.260 [6.60]	0.400 [10.16]	GOLD	SMT	TOP	DPDT	ASE22GS04	1825010-7
0.105 [2.67]	0.200 [5.08]	0.260 [6.60]	0.400 [10.16]	SILVER	SMT	TOP	DPDT	ASE22L04	1825010-6
0.105 [2.67]	0.200 [5.08]	0.260 [6.60]	0.400 [10.16]	GOLD	SMT	TOP	DPDT	ASE22GL04	1825010-5
0.105 [2.67]	0.200 [5.08]	0.260 [6.60]	0.400 [10.16]	GOLD	THRU-HOLE	SIDE	DPDT	ASE22RG04	1825010-4
0.105 [2.67]	0.200 [5.08]	0.260 [6.60]	0.400 [10.16]	SILVER	THRU-HOLE	SIDE	DPDT	ASE22R04	1825010-3
0.105 [2.67]	0.200 [5.08]	0.260 [6.60]	0.400 [10.16]	GOLD	THRU-HOLE	TOP	DPDT	ASE22G04	1825010-2
0.105 [2.67]	0.200 [5.08]	0.260 [6.60]	0.400 [10.16]	SILVER	THRU-HOLE	TOP	DPDT	ASE2204	1825010-1

Dim D	Dim C	Dim B	Dim A	Finish	Mounting Style	Actuation	Function	Old T&B P/N	TE P/N
-------	-------	-------	-------	--------	----------------	-----------	----------	-------------	--------

THIS DRAWING IS A CONTROLLED DOCUMENT.

DRN: B.S. VISWESWARA 15FEB05	CHK: M.S. SARVER 15FEB05	APPRO: M.S. SARVER 15FEB05	NAME: M.S. SARVER
DIMENSIONS: INCHES [mm]		TOLERANCES UNLESS OTHERWISE SPECIFIED:	
0. PLC ± .01		1. PLC ± .01	
2. PLC ± .01		3. PLC ± .01	
4. PLC ± .01		ANGLES ± 1°	
MATERIAL: SEE SPECIFICATIONS		FINISH: SEE SPECIFICATIONS	
WEIGHT: -		SIZE: A1	
CUSTOMER DRAWING		SCALE: 4:1	

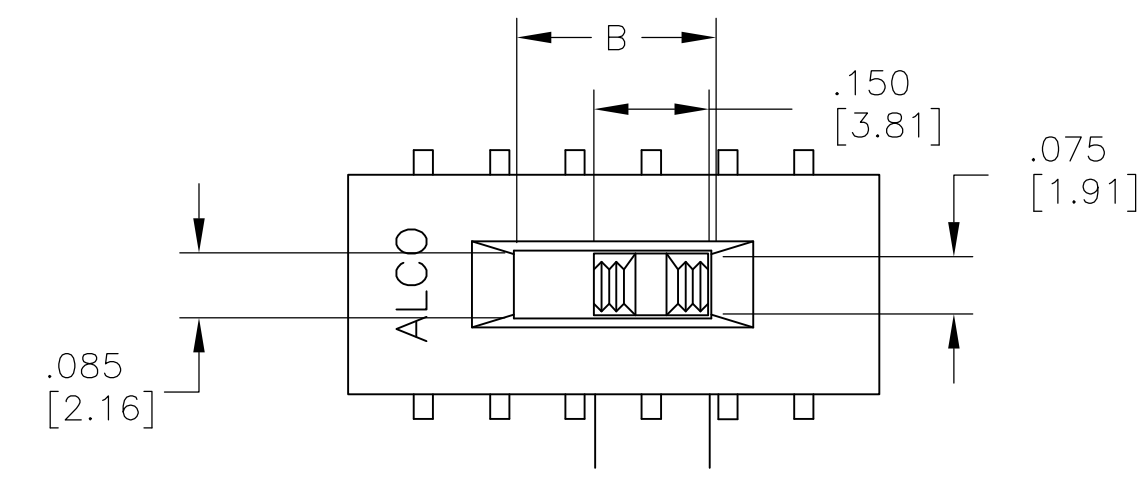
Tyco Electronics Corporation
 Harrisburg, PA 17105-3608

SLIDE SWITCH ASE/ASF, AUTO-INSERTABLE, THRU-HOLE AND SURFACE MOUNT

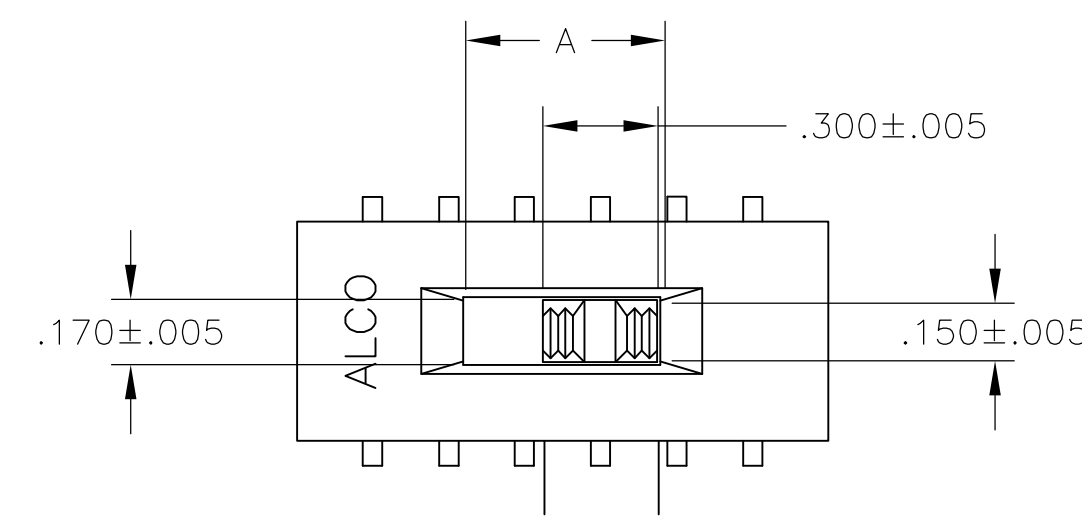
SIZE: A1 00779 ©=1825010

RESTRICTED TO: -

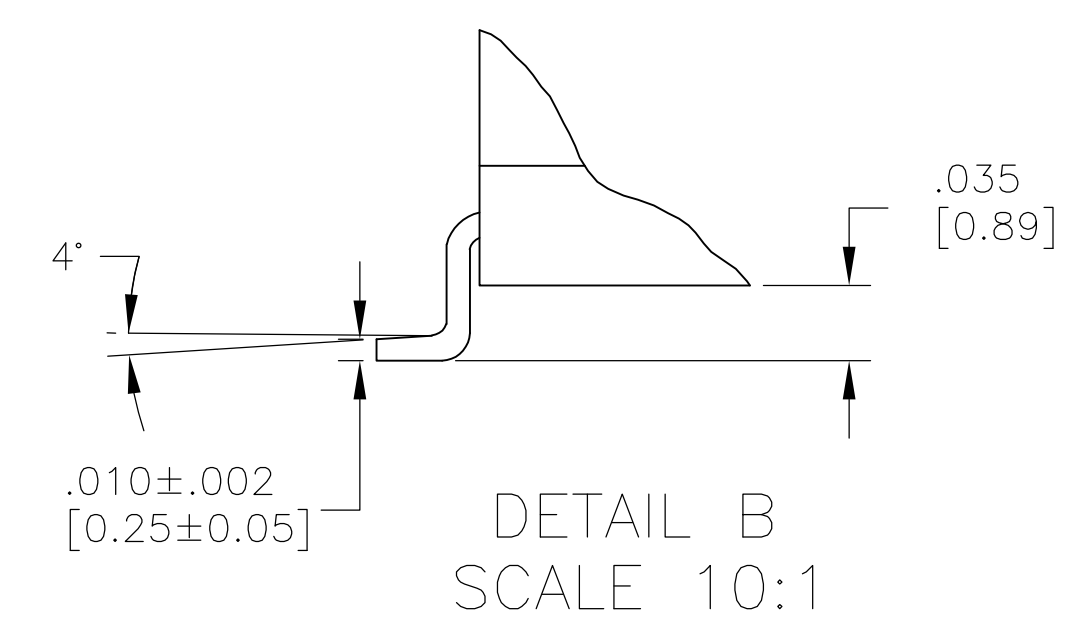
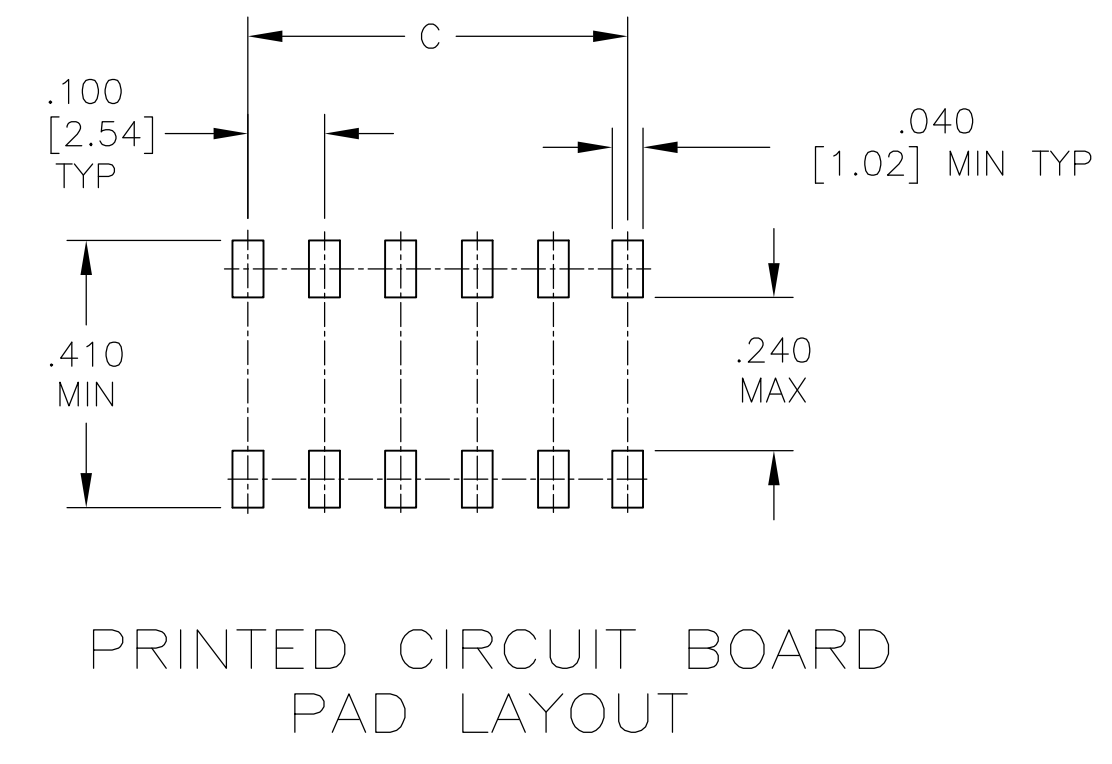
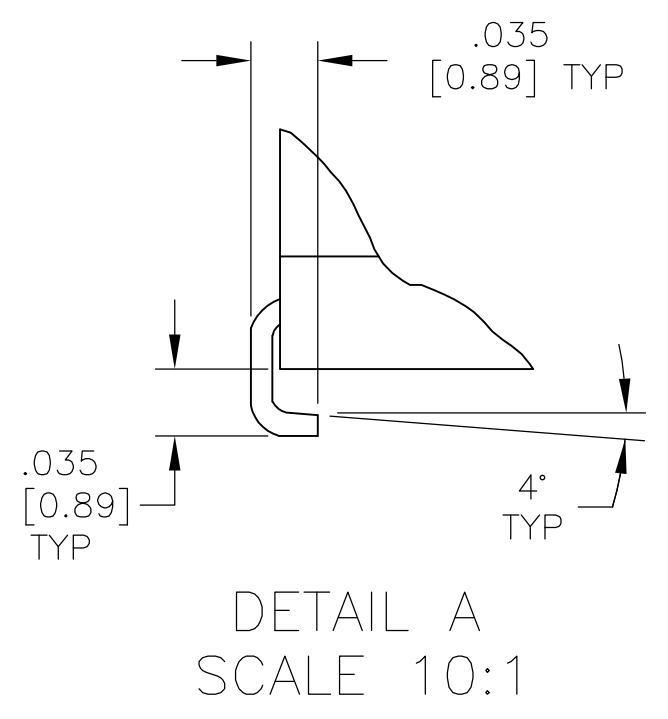
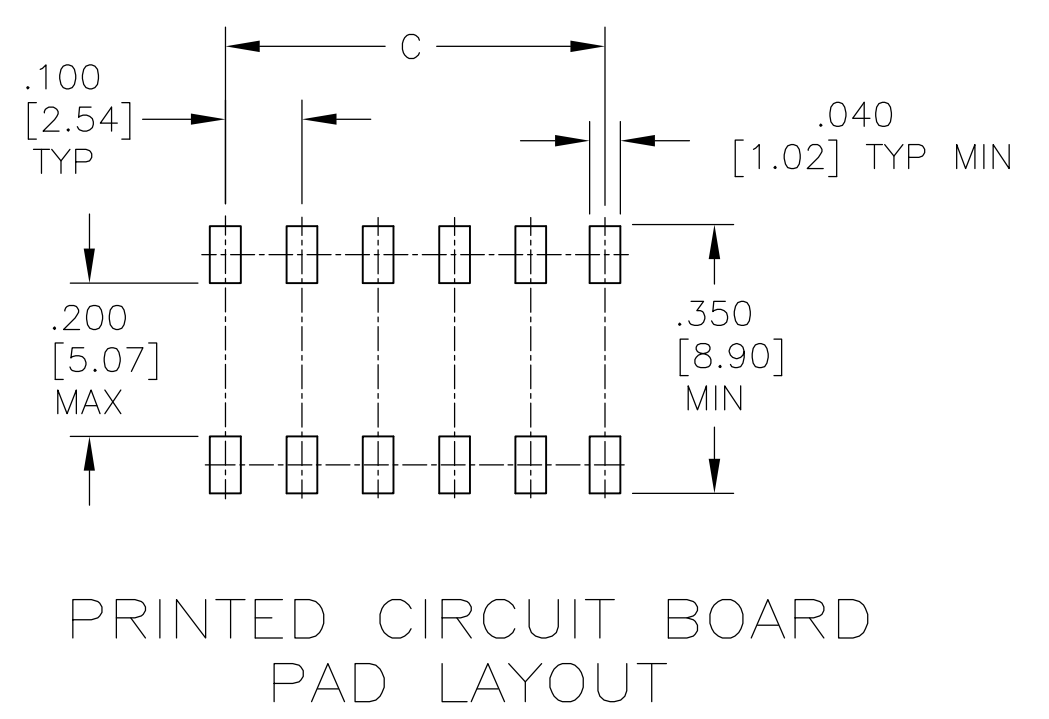
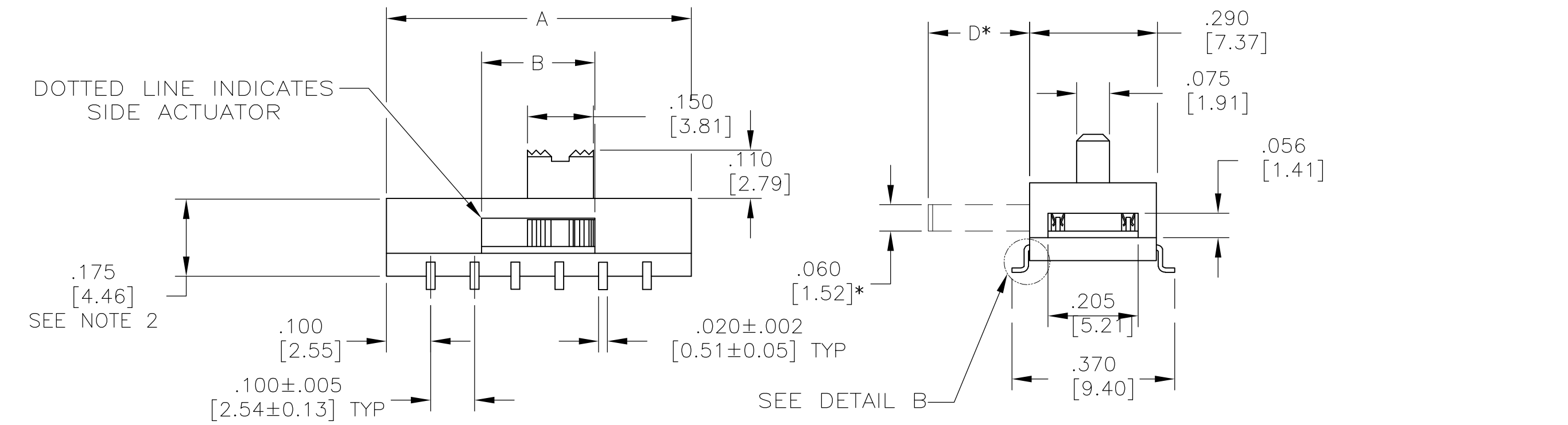
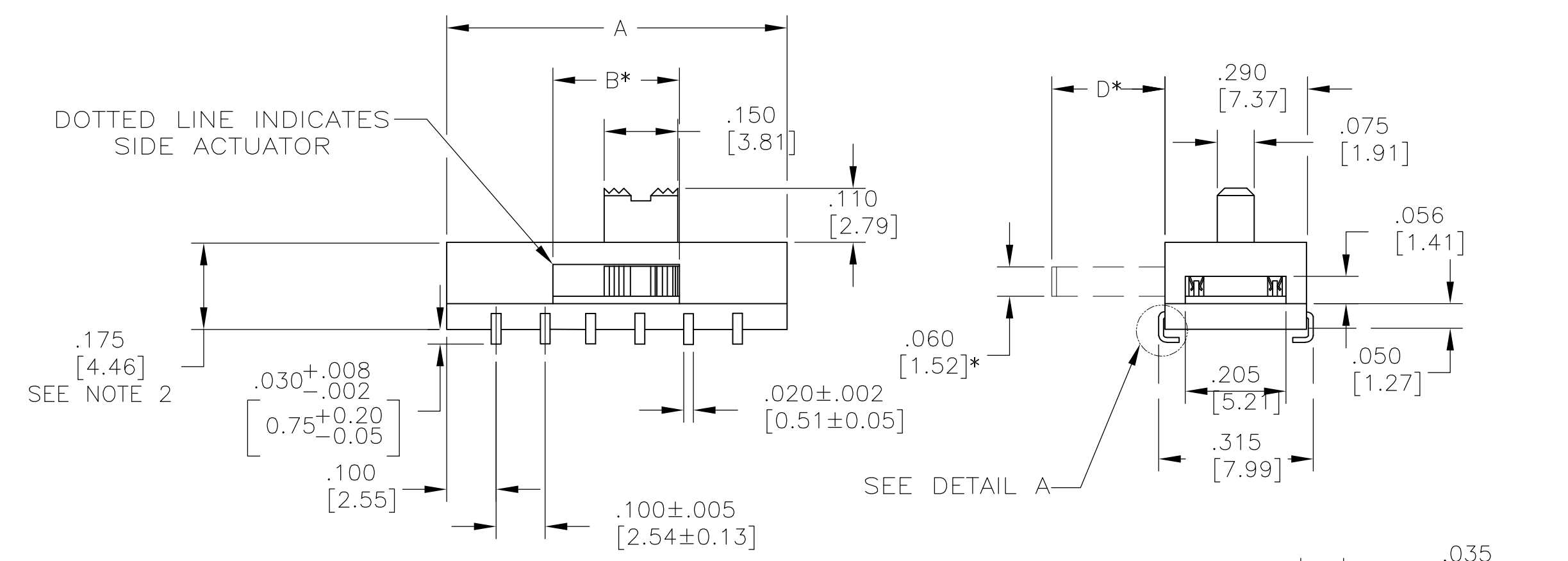
SHEET 1 OF 2 REV B2



* SIDE ACTUATOR ONLY.



* SIDE ACTUATOR ONLY.



"S" J-LEAD TYPE SURFACE MOUNT

"L" GULL WING TYPE SURFACE MOUNT

THIS DRAWING IS A CONTROLLED DOCUMENT.		DWN B.S. VISWESWARA 15FEB05	Tyco Electronics Corporation Harrisburg, PA 17105-3608	
DIMENSIONS: INCHES [mm]		CHK M.S. SARVER 15FEB05	NAME M.S. SARVER	
TOLERANCES UNLESS OTHERWISE SPECIFIED:		PRODUCT SPEC	SLIDE SWITCH ASE/ASF, AUTO-INSERTABLE, THRU-HOLE AND SURFACE MOUNT	
0 PLC ± -		APPLICATION SPEC	RESTRICTED TO	
1 PLC ± -		SIZE	A1	
2 PLC ± -		CAGE CODE	00779	
3 PLC ± .010		DRAWING NO	1825010	
4 PLC ± -		WEIGHT	-	
ANGLES ± 1°		CUSTOMER DRAWING	SCALE 4:1 SHEET 2 OF 2 REV B2	
FINISH SEE SHEET 1				